

KÄRCHER

makes a difference

A close-up photograph of a dark grey, curved surface, likely part of a Kärcher machine. A rectangular, brushed metal label is mounted on the surface. The label features the Kärcher logo, which consists of the word 'KÄRCHER' in bold, black, sans-serif capital letters, followed by a thick yellow horizontal bar. Below the bar, the word 'Professional' is written in a smaller, black, sans-serif font.

KÄRCHER

Professional

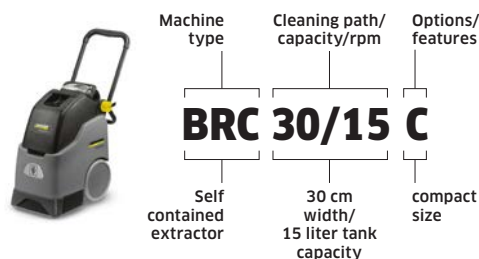
2017 Catalog

Professional | Floor Care Canada

HOW TO IDENTIFY KÄRCHER EQUIPMENT BY NAME

It's easier than you think.

All Kärcher branded machines are named systematically so that every machine name explains what the product is. For example the name of a backpack vacuum would start with "BV". Not all names translate as directly, for example all sweeper's names start with "KM". The numbers in the name refer to the width of the cleaning path, machine's holding capacity and/or motor speed. Any additional information following the numbers explains some of the additional benefits of the machine, for example "Bp" means battery powered. Use the tables below to help you identify the details of your Kärcher machine.



CVU 30/1 HEPA

CVU = upright vacuum
 30 = 30 mm/12 in width of cleaning path
 1 = number of motors
 HEPA = HEPA level air filtration



KM 90/60 R Bp

KM = sweeper
 90 = sweeping path in cm
 60 = combined hopper size
 R = ride-on
 Bp = battery powered



B 60 W Bp

B = scrubber
 60 = 60 liter/15.85 gallon tank volume
 W = walk-behind model with traction drive
 Bp = battery-powered model



MACHINE TYPE		CAPACITY		CLEANING PATH		OPTIONS/FEATURES	
Code	Features or attributes	Liters	Gallons	CM	Inches	Code	Options
AB	Air blower	4	1	30	12	Bp	Battery powered
AP	All purpose multi-surface cleaner	10	2.64	35	14	C	Scrubbers = pad assist, extractors = compact
B	Scrubber	12	3.17	38	15	D	Disc brush
BD	Scrubber with disc brushes	25	6.6	40	16	HEPA	HEPA level air filtration
BDP	Burnisher	40	10.6	43	17	LPG	Liquid propane gas
BDS	Floor machine	50	13.21	45	18	R	Cylindrical brush
BR	Scrubber with cylindrical brushes	60	15.85	51	20	R	Ride-on machine
BRC	Self contained extractor	70	18.49	55	22	S	Orbital
BV	Backpack vacuum	80	21.13	65	26	W	Scrubbers = traction drive, extractors = walk-behind
CV	Upright vacuum	90	23.78	71	28		
CVU	Upright vacuum	120	31.7	75	30		
EB	Compact sweeper	150	39.63	90	36		
KM	Sweeper	250	66.04	100	40		
NT	Wet/dry vacuum			120	47		
PS	Portable sprayer						
Puzzi	Spotter or box & wand extractor						
SG	Gum remover						
SGV	Steamer						
T	Canister vacuum						

TABLE OF CONTENTS

Vacuums			KM 85/50 W Bp Adv	61
Upright			Ride-On	
CV 300 & CV 380	4		KM 100/100 R Bp	62
CV 30/1 & CV 38/1	5		KM 105/110 R Bp	63
CV 38/2 & CV 48/2	6		KM 125/130 R Bp	64-65
Wet/Dry			KM 130/300 R Lpg	66
NT 35/1 TACT	7		KM 150/500 R Lpg	67
NT 45/1 TACT	8			
NT 48/1	9		Specialty	
NT 68/1	10		ECO! T11 Bp CartVac	68
Canister			AP 100/50 M	69
T 10/1	11		PS 4/7 Bp Mister	70
T 12/1	12		SG1 C Bp Gum Remover	71
T 15/1	13		SG3 Bp Gum Remover	72
Backpack			Chemicals	
BV 11/1 HEPA	14		Kärcher Detergents	73
Accessories	15		Red Carpet Chemicals	74
Steam Cleaners			Fleet	75
SG 4/4	16			
SGV 6/5	17			
Extractors				
Compact				
Puzzi 8/1 C	18			
Puzzi 10/1	19			
Puzzi 30/4	20			
Puzzi 50/35 C	21			
Walk-Behind				
BRC 30/15 C	22			
BRC 38/30 C	23			
BRC 46/38 C	24			
BRC 46/76 W	25			
Armada BRC 40/22 C	26			
Accessories	27			
Air Blowers				
AB 84 CUL	28			
Floor Machines				
BRS 40/1000 C	29			
BDS 43/DUO C	30			
BDS 43/175 C / BDS 51/175 C / BDS 51-175/300 C	31			
Burnishers				
BDP 51/1500 C / BDP 51/2000 C	32			
Lightning BDP 50/2000 W	33			
Lightning Propane burnisher	34			
Scrubbers				
Compact				
B 60/10 ECO AutoMop	35			
BD 30/4 C Bp	36			
BR 30/4 C	37			
BR 35/12 C Bp	38			
BD 38/12 C Bp	39			
BR 40/10 C Adv	40			
Walk-Behind				
B 40 C Ep	41			
B 40 W Bp	42			
B 40 C Bp Classic	43			
BD 43/25 C Bp	44			
BD 50/50 C Bp Classic	45			
B 60 W Bp	46			
B 80 W Bp	47			
Ride-On				
B 90 R Bp Adv	48			
B 150 R Bp Adv	49			
B 250 R Bp	50			
Selection Charts				
Brush Heads	51			
Roller Brush & Disc Pad Colours & Stripping Rollers	52			
Roller Brushes	53			
Roller Pads & Microfiber Roller Sleeves	54			
Disk Brushes & Pad Drivers	55			
Squeegee Bar & Squeegee Blades	56			
Sweepers				
Compact				
EB 30/1	57			
KM 70/20 C	58			
KM 70/30 C Bp Adv	59			
Walk-Behind				
KM 75/40 W Bp	60			

CV 300 & CV 380



The sanitary choice that lasts.

The CV 300 and CV 380 provide power, reliability, and clean air quality all for a price that will not break the bank. This model features a traditional non-steerable joint between the base and the body for ergonomics and all-day usability.

CV 300

CV 380

- Sturdy and robust
- High quality three step filtration for optimum air quality
- Simple to use and maintain
- Indicator lights to indicate a blockage, auto-stop system

TECHNICAL SPECIFICATIONS

Productivity (practical)	ft²/hr	3,104	3,881
Brush Drive	belt	Non-slip toothed, enclosed, electronic safety clutch and speed control	
Brush Motor	hp	0.24	0.24
Brush Speed	rpm	2700	2700
Cable	ft	40	40
Dust Bag, triple layer	ltr	3.5	3.5
Electrical	v	120	120
Handle Weight	lbs	2.6	2.6
Height	in	48	48
Housing	material	Injection molded, high impact ABS and PP plastic	Injection molded, high impact ABS and PP plastic
Shipping Weight	lbs	19.6	20
Sound Level	dBA	69.5	70.0
Vacuum Motor	hp	1.4	1.4
Vacuum Motor Airflow	cfm	102	102
Vacuum Motor Water Lift	in	92	92
Weight with cord	lbs	17	17
Wheels diameter, rubberized	in	2	2
Working Width	in	12	15

Equipment

Product	Order No.	Description
CV 300	1.012-059.0	12" Dual-Motor Upright Vacuum
CV 380	1.012-060.0	15" Dual-Motor Upright Vacuum

Accessories

	Order No.	Item Description
◆	8.600-495.0	Brush for 12" CV 300
◆	8.613-849.0	Brush for 15" CV 380
□	8.628-479.0	Filter, Dust Bags, 3-Ply, Package of 10
■	8.632-214.0	Filter, Exhaust
□	8.633-398.0	Filter, Filter Bag, Package of 10
■	8.628-477.0	Filter, Motor
■	8.630-933.0	Filter, Vacuum Fan Exhaust Filter
□	8.634-975.0	Tool, 20" Extension Tool
□	8.632-244.0	Tool, Clips for tools, Dark Gray
□	8.632-245.0	Tool, Crevice Tool, Dark Gray
□	8.614-100.0	Tool, Dusting Brush, Dark Gray
□	8.614-629.0	Tool, Upholstery Nozzle, Dark Gray
□	8.604-147.0	Tool, Vacuum Tools Kit (Crevice Nozzle, Upholstery Nozzle, and Mounting Clip)
■ Included with all machines □ Optional for all machines ◆ Included with some machines		

CV 30/1 & CV 38/1



CV 30/1

CV 38/1

Easy to use.

High-suction, low handle weight uprights are extremely easy to use and non-fatiguing. A powerful 1.5 HP motor provides impressive suction performance with 101 cubic feet per minute (CFM) and 76 inches of water lift. Patented features include filter removal system for dust-free bag changes and unique clutch to protect from expensive brush head repairs. On-board crevice and upholstery tools, extension wand and flexible hose for effortless above the floor cleaning in hard to reach areas. Optional HEPA filter for those requiring extremely high dust filtration capabilities.

- Flat-to-floor feature allows for easy cleaning under furniture.
- Corrugated suction hose easy to remove.
- Innovative, patented centrifugal coupling to protect the entire brush head against overload.

Technical Data

Power	HP	1.5	1.5
Air Flow	CFM	101.7	101.7
Water Lift	In.	76	76
Bag Capacity	Gal.	1.45	1.45
Sound Level	dB(A)	66	66
Cord Length	In.	39.3	39.3
Weight	Lbs.	17.4	18.5
Width	In	12	15
Height	In.	49.2	49.2

Equipment

Product	Order No.	Description
CV 30/1	1.023-113.0	12" Commercial Upright Vacuum
CV 38/1	1.435-109.0	15" Commercial Upright Vacuum

Accessories

Part No.	Description
■ 6.900-233.0	Upholstery Tool
■ 6.906-240.0	Crevice Tool
■ 6.904-305.0	Tear-proof High Performance Fleece Filter Bag (one sample bag with unit)
□ 6.904-305.0	High Performance Fleece Filter Bags (10 pack)
□ 6.904-309.0	High Performance Fleece Filter Bags (300 pack)
□ 6.904-294.0	Paper Filter Bag (10 pack)
□ 6.904-303.0	Paper Filter Bags (300 pack)
□ 6.904-301.0	Cloth Bag (eliminates replacement bag purchases- pkg. of 1)
□ 6.414-760.0	HEPA Exhaust Filter
□ 6.414-765.0	Standard Exhaust Filter Foam Replacement (pkg. of 3)
□ 5.731-611.0	Motor Secondary Filter (installs underneath fleece/paper filter bag)
□ 6.906-641.0	Standard Brush Replacement for CV 30/1 - (black)
□ 6.906-643.0	Standard Brush Replacement for CV 38/1 - (black)
□ 6.906-642.0	Hard Bristle Brush for CV 30/1 - for difficult applications (red)
□ 6.906-644.0	Hard Bristle Brush for CV 38/1 - for difficult applications (red)

■ Included □ Optional

CV 38/2 & CV 48/2



Dual-motor cleaning

Proven ruggedness combined with potent suction power cuts cleaning time. A two motor design utilizes a dedicated vacuum motor for superior soil removal capabilities while the second rotates the roller brush, achieving a demonstrable advantage over single motor machines. The handle is height-adjustable and light weight which can substantially reduce operator hand, wrist and arm fatigue. On-board tools and remote wand for above floor cleaning are standard equipment.

CV 38/2

CV 48/2

- Flat-to-floor feature allows for easy cleaning under furniture.
- No tool brush strip removal for easy maintenance.
- Meets CRI standards for indoor air quality

Technical Data

Power	HP	1.5	1.5
Air Flow	CFM	101.7	101.7
Water Lift	In.	76	76
Bag Capacity	Gal.	1.45	1.45
Sound Level	dB(A)	66	66
Cord Length	In.	39.3	39.3
Weight	Lbs.	17.4	18.5
Width	In	15	19
Height	In.	47.8	47.8

Equipment

Product	Order No.	Description
CV 38/2	1.033-333.0	15" Commercial Upright Vacuum
CV 48/2	1.057-324.0	19" Commercial Upright Vacuum

Accessories

Part No.	Description
■ 6.904-305.0	Tear-proof High Performance Fleece Filter Bag (one sample bag with unit)
■ 4.414-015.0	Standard Exhaust Filter Foam Replacement (pkg. of 3)
■ 5.731-611.0	Motor Secondary Filter (installs underneath fleece/paper filter bag)
■ 6.900-233.0	Upholstery Tool
■ 6.906-240.0	Crevice Tool
■ 6.906-643.0	Standard Brush for CV 38/2 black
■ 4.762-489.0	Standard Brush for CV 48/2 black
□ 6.904-294.0	Paper Filter Bags (10 pack)
□ 6.904-303.0	Bulk Pack Paper Bags (300 pack)
□ 6.904-305.0	Tear-proof High Performance Fleece Filter Bag (10 pack)
□ 6.904-309.0	High Performance Fleece Filter Bags (300 pack)
□ 6.904-301.0	Cloth Bag (eliminates replacement bag purchases- pkg. of 1)
□ 6.414-760.0	HEPA Exhaust Filter
□ 6.906-644.0	Hard Bristle Brush-difficult applications (red) CV 38/2
□ 6.903-862.0	Suction Brush

■ Included □ Optional

NT 35/1 TACT



Efficient vacuum cleaners.

These powerful vacuum cleaners pick up coarse dirt and liquids as well as large quantities of fine dust. Tact, the fully automatic cleaning system, cleans the filter with strong air blasts. Ideal for long periods of uninterrupted use and constant high suction power.

NT 35/1 Tact

- Tact - Auto Filter Clean System
- Accessory/suction hose storage
- Self-cleaning filter
- No filters to install or remove
- Electronic tank level monitor

NT 35/1 Tact Te

- Power socket with automatic start/stop
- Suction power regulator
- Rubber power cord
- Power tool outlet

Technical data

Container capacity	Gal/l	9.2 (35)
Vacuum motor	AMPS	8
Waterlift	in	88
Max. power rating	Watts	1,265
Filtration system		TACT
Cable length	in (m)	25 (7.6)
Hose length & diameter	in (mm)	8 x 1.37 (2,438 x 35)
Air flow rate	cfm	120
Operating noise level	dBA	67
Weight	lbs (kg)	25.3 (11.5)
Dimensions (L x W x H)	in (mm)	20.4 x 15 x 22.8 (520 x 380 x 580)

Equipment

Product	Order No.	Description
NT 35/1 Eco	1.184-854.0	9-gallon wet/dry vacuum with TACT
NT 35/1 Eco Tact Te	1.184-882.0	9-gallon wet/dry vacuum with power tool outlet

Accessories

Part No.	Description		
■ 4.440-626.0	Vacuum Hose 8' x 35mm & handle	□ 6.906-242.0	Vacuum Hose 32.5 ft. x 35mm (fittings at both ends)
■ 6.900-514.0	Wand - Metal (2 pieces required)	□ 2.639-682.0	Hose End Repair Kit (35mm, for clip system hoses)
■ 6.906-240.0	Crevice Tool - Plastic, 9.85"	□ 6.903-035.0	Curved Pipe Tool - for cleaning pipes up to 4" diameter
■ 6.906-512.0	Plastic Floor Tool with Squeegee Blades and Bristle Strips - 11.8"	□ 6.903-036.0	Curved Pipe Tool - for cleaning pipes up to 8" diameter
■ 6.904-367.0	Standard Dust Filter Element	□ 6.906-108.0	Vehicle Interior Cleaning Tool
■ 6.907-479.0	Dry fleece Filter Bag for NT 35/1 (5-pack, one bag included with unit)	□ 6.900-922.0	20" Metal Crevice Tool- long reach
■ 6.904-208.0	Dry Paper Filter Bag for NT 45/1 & 611 (5-pack, one bag included with unit)	□ 2.860-114.0	Turbo Floor Tool - 10.6", suction driven
□ 6.906-513.0	Heavy Duty Floor Tool - 14" plastic, with squeegee & bristle strips	□ 6.903-862.0	Dusting Brush 35 mm
□ 6.906-384.0	Heavy Duty Floor Tool - 14" metal, adjustable height, wet or dry	□ 6.903-277.0	Squeegee Blade
□ 6.902-046.0	Stainless Steel Wand (2 pieces required)	□ 6.903-278.0	Brush Strips
□ 6.900-233.0	Upholstery Tool	□ 5.031-939.0	Anti-Static Plastic Handle
□ 6.904-242.0	HEPA Dust Filter Element (99.97% @ 0.3 microns)	□ 6.902-072.0	Adaptor 32 mm - 35mm
□ 6.904-360.0	Waterproof Dust Filter Element (PES)		
□ 6.904-351.0	NT 35/1 Fleece filter bag for fine dust applications (5-pack)		
□ 6.904-211.0	Wet Filter Bag- for damp or wet applications, pkg. of 5 bags		
□ 6.596-886.0	Plastic Tank Liner Inserts for HEPA Applications (10)		
□ 6.906-241.0	Vacuum Hose 13.1 ft. x 35mm (complete with fittings at both ends)		

■ Included □ Optional

NT 45/1 TACT



Rugged and dependable commercial wet/dry vacuum.

High efficiency, low wear: The motor of the NT 45/1 TACT has no carbon brushes – ideal for hard and long industrial use with a life expectancy of 5,000 hours.

NT 45/1 TACT

- TACT – Auto Filter Clean System
- Accessory/suction hose storage
- Self-cleaning filter
- No filters to install or remove
- Electronic tank level monitor

TECHNICAL SPECIFICATIONS

Container capacity	gal	11.9
Vacuum motor	amp	8
water lift	in	88
Max. power rating	W	1,265
Filtration system		TACT
Cable length	ft	25
Hose length & diameter	in	96 x 1.37
Air flow rate	cfm	120
Operating noise level	dBA	67
Weight	lbs	27.5
Dimensions (L x W x H)	in	20.4 x 15 x 27

Equipment

Product	Order No.	Description
NT 45/1 Tact	1.145-834.0	12-gallon wet/dry vacuum with TACT

Accessories

Part No.	Description	
■ 4.440-626.0	Vacuum Hose 8' x 35mm & handle	□ 6.906-242.0 Vacuum Hose 32.5 ft. x 35mm (complete with fittings)
■ 6.900-514.0	Wand - Metal (2 pieces required)	□ 2.639-682.0 Hose End Repair Kit (35mm, for clip system hoses)
■ 6.906-240.0	Crevice Tool - Plastic, 9.85"	□ 6.903-035.0 Curved Pipe Tool - for cleaning pipes up to 4" in dia
■ 6.906-512.0	Plastic Floor Tool with Squeegee Blades and Bristle Strips - 11.8"	□ 6.903-036.0 Curved Pipe Tool - for cleaning pipes up to 8" in dia
■ 6.904-367.0	Standard Dust Filter Element	□ 6.906-108.0 Vehicle Interior Cleaning Tool - automobile interiors
■ 6.904-210.0	Dry Paper Filter Bag for NT 35/1 (5-pack, one bag included with unit)	□ 6.900-922.0 20" Metal Crevice Tool- long reach
■ 6.904-208.0	Dry Paper Filter Bag for NT 45/1 & 611 (5-pack, one bag with unit)	□ 2.860-114.0 Turbo Floor Tool - 10.6", suction driven
□ 6.906-513.0	Heavy Duty Floor Tool - 14" plastic, with squeegee & bristle strips	□ 6.903-862.0 Dusting Brush 35 mm
□ 6.906-384.0	Heavy Duty Floor Tool - 14" metal, adjustable height, wet or dry	□ 6.903-277.0 Squeegee Blade
□ 6.902-046.0	Stainless Steel Wand (2 pieces required)	□ 6.903-278.0 Brush Strips
□ 6.900-233.0	Upholstery Tool	□ 5.031-939.0 Anti-Static Plastic Handle
□ 6.904-242.0	HEPA Dust Filter Element (99.97% @ 0.3 microns)	□ 6.902-072.0 Adaptor 32 mm - 35mm
□ 6.904-360.0	Waterproof Dust Filter Element (PES)	
□ 6.904-351.0	NT 35/1 Fleece filter bag for fine dust applications (5-pack)	
□ 6.904-211.0	Wet Filter Bag- for damp or wet applications, pkg. of 5 bags	
□ 6.596-886.0	Plastic Tank Liner Inserts for HEPA Applications (10)	
□ 6.906-241.0	Vacuum Hose 13.1 ft. x 35mm (complete with fittings at both ends)	

■ Included □ Optional

NT 48/1



A tough and versatile clean.

A large cartridge filter enables a constant high suction power and long working intervals with the NT 48/1. The wet/dry vacuum is an exceptional choice for small to medium jobs at different locations.

NT 48/1

- Tank with Drain hose system
- extremely efficient cylindrical dust filter

Technical data

Cleaning path	in	12
Air flow	cfm	142
Container capacity	gal	12
Power cord	ft	25
Vacuum motor	HP	1.8 w/ 80" water lift
Weight	lbs	22
Dimensions (L x W x H)	in	19" x 15.3" x 30.3"

Equipment

Product	Order No.	Description
NT 48/1	1.428-623.0	13-gallon wet/dry vacuum

Accessories

Part No.	Description
■ 6.414-789.0	Cylindrical Dust Filter
■ 6.904-285.0	Paper Filter Bag (5-Pack, 1 Bag Included with Machine)
■ 6.906-512.0	All-Purpose Nozzle
■ 4.440-626.0	8' X 35 mm Hose with Comfortable Hand Grip
■ 6.900-514.0	1.6' (0.5 m) Metal Suction Tube (35 mm ID)
■ 6.906-240.0	Crevice Nozzle, DN35
□ 6.904-211.0	Wet Filter Bag- for damp or wet applications, pkg. of 5 bags
□ 5.731-595.0	Wet Filter
□ 6.903-035.0	Curved Pipe Tool - for cleaning pipes up to 4" in diameter
□ 6.903-036.0	Curved Pipe Tool - for cleaning pipes up to 8" in diameter
□ 6.906-108.0	Vehicle Interior Cleaning Tool - designed for automobile interiors
□ 6.900-922.0	20" Metal Crevice Tool- long reach
□ 2.860-114.0	Turbo Floor Tool - 10.6", suction driven
□ 2.860-113.0	Turbo Upholstery Tool 6.3", suction driven
□ 6.902-072.0	Adaptor 32 mm - 35mm
□ 5.031-939.0	Anti-Static Plastic Handle
■ Included □ Optional	

NT 68/1



Utility with ease.

The NT 68/1 offers simple mobility for medium to large jobs. The unique tank design results in 100% dumping of solution with no tipping required and comes complete with on-board tool storage with a safety sign storage bracket.

NT 68/1

- Tank with Drain hose system
- extremely efficient cylindrical dust filter

Technical data

Vacuum motor	HP	1.8 w/ 80" water lift
Air flow	cfm	142
Container capacity	gal	18
Power cord	ft	50
Squeegee width	in	24.5
Weight	lbs	64
Dimensions (L x W x H)	in	35.5" x 24.5" x 37.5"

Equipment

Product	Order No.	Description
NT 68/1	1.103-494.0	18-gallon wet vacuum with 24" front squeegee, with tools

Accessories

	Part No.	Description
■	4.440-626.0	Vacuum Hose 8' x 35mm & handle
■	6.902-154.0	Wand - Metal (2 pieces required)
■	6.906-512.0	Floor Tool with Squeegee Blades and Brush Strips - 11.8"
■	5.731-595.0	Wet Filter
□	6.414-789.0	Cylindrical Dust Filter
□	6.906-240.0	Crevice Nozzle, 35mm
□	6.906-513.0	Heavy Duty Floor Tool - 14" Plastic
□	6.906-384.0	Heavy Duty Floor Tool - 14" Metal
□	6.900-385.0	Crevice Tool 8.3"
□	2.860-116.0	Nozzle Set (Crevice tool, upholstery tool, round brush)
□	6.902-072.0	Adaptor 32mm - 35mm

■ Included □ Optional

T 10/1



Quiet, simple operation.

The T 10/1 high performance commercial dry canister vac will provide extremely strong suction and high airflow characteristics at a whisper quiet 63 dB(A) sound level. Operators enjoy the on-board tool storage, foot-operated on/off switch and a quick cord wrap. Large fixed rear wheels with front swivel casters allow effortless mobility. For economical operation, choose the optional reusable cloth bag.

T 10/1

- Main filter made of washable nylon
- Space to stow accessories on-board
- Easy transport with four wheels/casters

Technical Data

Cleaning path	in	11.2
Air flow	cfm	130
Container capacity	gal	2.65
Power cord	ft	33
Motor	HP	1.7 w/ 98" water lift
Sound level	dBa	63
Weight	lbs	13.2
Dimensions (L x W x H)	in	14" x 12" x 15"

Equipment

Product	Order No.	Description
T 10/1	1.527-152.0	Dry canister vacuum

Accessories

Part No.	Description
■ 4.440-907.0	8' x 32 mm Hose - with anti-static hand grip, suction control
■ 6.906-618.0	Metal Wand- 19.6" x 32 mm (2 pieces required)
■ 6.906-211.0	Combination Floor Tool - 10.3", metal & plastic construction
■ 6.904-315.0	Fleece Filter Bags (10 pack- one bag included with unit)
■ 5.731-624.0	Main Basket Filter - unit can be used without paper bags
■ 6.414-611.0	Motor Protection Filter (5 pack- one filter included with unit)
□ 6.904-333.0	Paper Filter Bags (10)
□ 6.904-337.0	Bulk Pack Paper Bags - Carton of 300
□ 6.904-316.0	Cloth Collection Filter Bag - use instead of paper or fleece bags
□ 2.641-229.0	HEPA Filter Cartridge
□ 6.906-107.0	Floor Tool- 14.1" with brush strip and rollers (also fits T 12/1, T 15/1)
□ 6.903-403.0	Crevice Tool (8.2")
□ 6.906-122.0	All Purpose Hand Brush- 4.7" plastic with bristle strip
□ 6.903-402.0	Upholstery Tool- 4.72"
□ 2.860-143.0	Tool Set (upholstery tool, crevice tool, dusting brush and clip)
□ 6.903-404.0	Radiator Brush - plastic with bristle (fits on 6.903-403 crevice tool)
□ 2.860-114.0	Turbo Floor Tool - 10.6", suction driven
□ 6.902-072.0	Adaptor 32 mm - 35mm
□ 2.860-113.0	Turbo Upholstery Tool 6.3", suction driven
□ 4.408-051.0	Anti-Static Plastic Handle

■ Included □ Optional

T 12/1



Quiet, simple operation.

High performance commercial canister vac provides outstanding suction and airflow characteristics along with extremely quiet 61 dB(A) operation. Six levels of fine dust filtration assures a pleasant and healthy environment. A handy cord recess allows convenient storage around the vacuum head, plus an additional pull out hook. Light weight design with integrated handle for effortless carrying up and down stairs or lifting into vehicles.

T 12/1

- Main filter made of washable nylon
- Space to stow accessories on-board
- Easy transport with four wheels/casters

Technical Data

Cleaning path	in	11.2
Air flow	cfm	130
Container capacity	gal	2.65-3.9
Power cord	ft	40
Motor	HP	1.7 w/ 96" water lift
Sound level	dBA	61
Weight	lbs	14.5
Dimensions (L x W x H)	in	16.1" x 12.4" x 13.3"

Equipment

Product	Order No.	Description
T 12/1	1.355-127.0	3-gallon vacuum

Accessories

Part No.	Description
■ 4.440-907.0	8' x 32 mm Hose - with anti-static hand grip, suction control
■ 6.906-618.0	Metal Wand 19.6" x 32 mm (2 pieces required)
■ 6.907-410.0	Floor Tool - 11.2" with stainless steel base (also fits T 10/1, T 15/1)
■ 5.731-619.0	Main Basket Filter - unit can be used without paper bags
■ 6.904-315.0	Fleece Tear-Proof Filter Bags - large capacity (10 pack, 1 with unit)
■ 6.414-611.0	Motor Protection Filter (5 pack- one filter included with unit)
□ 6.904-321.0	Fleece Tear-Proof Filter Bags - large capacity (carton of 200)
□ 6.904-312.0	Paper Filter Bags- 10 pieces
□ 6.904-318.0	Bulk Pack Paper Bags - carton of 200
□ 6.904-316.0	Cloth Collection Filter Bag - use instead of paper bags
□ 6.414-801.0	HEPA Filter Cartridge
□ 2.860-143.0	Tool Set (upholstery tool, crevice tool, dusting brush and clip)
□ 2.860-114.0	Turbo Floor Tool - 10.6", suction driven
□ 2.860-113.0	Turbo Upholstery Tool 6.3", suction driven
□ 6.902-072.0	Adaptor 32 mm - 35mm
□ 6.903-404.0	Radiator Brush - plastic with bristle (fits on 6.903-403 crevice tool)
□ 4.408-051.0	Anti-Static Plastic Handle

■ Included □ Optional

T 15/1



Quiet, simple operation.

Designed for professional cleaners who expect the utmost performance and reliability from a premium quality canister vacuum. Operators will appreciate the convenient on-board tool storage, height-adjustable telescopic wand, comfortable hand grip and large rear wheels for exceptional stability and effortless mobility. A heavy duty foot operated on/off switch was designed for rigorous usage, our new abrasion-resistant "Highflex" power cord will provide years of problem-free operation.

T 15/1

- Main filter made of washable nylon
- Space to stow accessories on-board
- Easy transport with four wheels/casters

Technical Data

Cleaning path	in	11.2
Air flow	cfm	130
Container capacity	gal	3.9
Power cord	ft	40
Motor	HP	1.7 w/ 98" water lift
Sound level	dBA	59
Weight	lbs	17.8
Dimensions (L x W x H)	in	16.1" x 12.4" x 13.3"

Equipment

Product	Order No.	Description
T 15/1	1.355-228.0	Dry canister vacuum

Accessories

Part No.	Description
■ 4.440-911.0	8' x 32mm Hose - suction hose
■ 4.440-865.0	Comfort Hand Grip
■ 6.903-524.0	Telescopic Wand - height adjustable. (also fits T 10/1, T 12/1)
■ 6.903-402.0	Upholstery Tool - 4.72", plastic
■ 6.903-403.0	Crevise Tool - plastic
■ 6.903-404.0	Detail Brush - for radiators and blinds. Attaches to crevice tool.
■ 6.906-696.0	Floor Tool - 11.2" with thread collector (also fits T 10/1, T 12/1)
■ 6.907-017.0	Fleece Filter Bags (10 pack, one with unit)
■ 5.731-640.0	Main Basket Filter - unit can be used without paper bags
■ 6.414-611.0	Motor Protection Filter (5 pack- one filter included with unit)
□ 6.907-018.0	Bulk Pack Fleece Filter Bags - carton of 200
□ 6.907-019.0	Paper Filter Bags (10 pack)
□ 6.907-016.0	Bulk Pack Paper Filter Bags - carton of 200
□ 6.904-316.0	Reusable Cloth Collection Filter Bag - use instead of paper
□ 6.414-801.0	Hepa Filter
□ 6.414-611.0	Motor Protection Filter
□ 2.860-114.0	Turbo Floor Tool - 10.6", suction driven
□ 2.860-113.0	Turbo Upholstery Tool 6.3", suction driven
□ 4.408-051.0	Anti-Static Plastic Handle

■ Included □ Optional

BV 11/1 HEPA



Productivity with more comfort.

The BV 11/1 HEPA is a portable back mounted vacuum great for increasing productivity, efficiency, while saving you money. It now features HEPA filtration standard. The BV 11/1 HEPA is available in six or ten quart filter bag designs with a powerful 1.7 hp vacuum motor. We made this the most comfortable back mounted vacuum available with light weight and ergonomic harness system. To ensure ultimate air quality we designed this machine with four-stage vacuum filtration.

BV 11/1

- 2.5 gallon capacity
- Ergonomically designed
- 6-piece tool kit
- Molded polyethylene housing

Technical data

Air flow rate	cfm	112 cfm (52 l / s)
Water lift rating	inches	104" water lift
Container capacity	gallons	1.5 / 2.5 gallon
Max. power rating	hp	1.6 hp -1300 W, flow through design with internal thermal protection
Hose length / diameter	inches	5' / 1.5" (1.5 m / 38 mm)
Cable length	feet	50' (15.2 m)
Operating noise level	dBA	67 dBA
Weight	lbs	11 lbs (5 kg)
Dimensions (L x W x H)	inches	23.7" x 8.8" x 10.5" (602 mm x 215 mm x 268 mm)

Equipment


Product	Order No.	Description
BV 11/1 HEPA	9.840-514.0	10-quart back pack vacuum

Accessories

	Order No.	Description
■	8.619-894.0	4' x 1.5" Hose
■	8.628-666.0	Two Piece Aluminum Wand
■	8.628-445.0	Floor Tool
■	8.619-876.0	Crevice Tool
■	8.600-008.0	Upholstery Tool
■	8.600-007.0	Dusting Brush
■	8.619-884.0	Synthetic Filter Insert
■	8.619-885.0	Sample Paper Filter Bag (1 only - see below for replacements)
■	8.619-875.0	50' Electric Cord
□	8.619-885.0	Paper Filter Bags- 10 pieces
□	8.602-579.0	High Efficiency Filter Kit (Includes 10 bags & 2 motor filters)
□	9.512-748.0	Turbo Floor Tool Kit (suction-operated floor power brush & wand)

■ Included □ Optional

VACUUM ACCESSORIES



A job done quickly.

Choose from a variety of accessories for your vacuum to boost your productivity. We have the right tool for any job.

Vacuum Accessories

■ From squeegees to brushes, a wide range of tools and accessories are available for your vacuums.

Accessories

Part No.	Description	
8.628-443.0	14" (360 mm) Plastic Squeegee Tool	
8.628-447.0	14" (360 mm) Metal Squeegee Tool	
8.628-444.0	14" (360 mm) Plastic Bristle Tool	
8.628-446.0	14" (360 mm) Metal Bristle Tool	
8.628-445.0	14" (360 mm) Plastic Carpet Tool	
8.628-448.0	12" (300 mm) Cast Aluminum Carpet Tool	
8.628-449.0	18" (460 mm) Cast Aluminum Carpet Tool	
8.604-140.0	11" (280 mm) Plastic Multi-Purpose Tool with Reducer	
8.628-453.0	11" (280 mm) Plastic Multi-Purpose Tool	
8.628-452.0	4"-8" (100 mm-205 mm) Pipe Tool	
8.600-007.0	3" (75 mm) Dust Brush with Adapter	
8.600-008.0	5" (130 mm) Upholstery Tool	
8.628-360.0	Upholstery Tool Brush (fits #02084)	
6.903-403.0	Crevice Tool	
8.628-451.0	28" (710 mm) Plastic Crevice Tool	
8.628-438.0	Reducer/Adapter	
8.614-087.0	Crevice Nozzle (fits #89079)	
8.614-468.0	Dusting Brush (fits #89079)	
8.614-626.0	Upholstery Nozzle (fits #89079)	
8.614-628.0	Wall and Upholstery Brush (fits #89079)	
8.606-312.0	SpotLite Tool	
8.603-302.0	Quick Sweep Tool	
8.628-459.0	1 pc. Alum. Double Curve Wand 54" (1370 mm)	
8.628-462.0	1 pc. Alum. Double Curve Wand 49" (1240 mm)	
8.628-460.0	2 pc. Steel Double Curve Wand 54" (1370 mm)	
8.628-461.0	1 pc. Alum. Straight Wand 54" (1370 mm)	
8.600-009.0	Extension Tube 20" (510 mm) Length	
8.609-022.0	Wand for SpotLite or Quick Sweep	

SG 4/4



Hygienically clean without the use of chemicals.

Time is money – particularly in commercial cleaning. The SG 4/4 equipment has an ingenious filling system for convenience, making it ideal for commercial use.

SG 4/4

- Chemical-Free Steam Cleaner
- Easy transport due to low weight

Technical data

Voltage	Volts	110
Steam temp/pressure	°F (bar)	248 (4)
Tank capacity	Gallon (liter)	1.06 (4)
Cable length	In (m)	24.5" (7.5)
Weight without accessories	lbs (kg)	17.6 (8)
Dimensions (L x W x H)	in (mm)	19" x 12.6" x 10.8" (475 x 320 x 275)

Equipment

Product	Order No.	Description
SG 4/4	1.092-805.0	Commercial steam cleaner
SG 4/4	9.841-414.0	Commercial steam cleaner with Cart

Accessories

Part No.	Description
■ 6.906-181.0	Floor Tool - Wider cleaning surface
■ 2.885-142.0	Floor Tool
■ 4.127-024.0	Extension Tube
■ 2.884-281.0	Detail Nozzle
■ 2.863-077.0	Round Brush Set (3 pack, 2 red, 1 black)
■ 4.322-020.0	Steam Hose
■ 4.013-030.0	Funnel
■ 2.884-282.0	Power Nozzle & Lengthening Extension
■ 2.863-076.0	Cloth Set
□ 6.962-239.0	Cart (included in option with cart)

■ Included □ Optional

SGV 6/5



Hygiene, non-stop.

The easy-to-use SGV 6/5 steam vacuum cleaner offers hygienic cleanliness. A single machine that is a steam cleaner and wet and dry vacuum cleaner in one. With EASY Operation switch, secure accessory integration and hand tool for controlling the steam/vacuum function.

SGV 6/5

- Chemical-Free Steam Cleaner
- Extremely user-friendly thanks to EASY Operation
- Handle with trigger for convenient function control

Technical data

Voltage	Volts	110-120
Steam temp/pressure	°F (at bar)	327 (6)
Tank capacity	Gallon (liter)	1.3 (5)
Cable length	In (m)	24.5 (7.5)
Weight without accessories	lbs (kg)	24.5 (39)
Dimensions (L x W x H)	in (mm)	25" x 19" x 38" (640 x 495 x 965)

Equipment

Product	Order No.	Description
SGV 6/5	1.092-003.0	Commercial steam cleaner

Accessories

Part No.	Description
■ 2.889-005.0	Floor Nozzle, 12" (300 mm)
■ 2.889-007.0	Rubber Strip, 12" (300 mm)
■ 2.889-008.0	Manual Nozzle, 6" (150 mm)
■ 2.889-009.0	Brush Strip, 6" (150 mm)
■ 2.889-010.0	Rubber Strip, 6" (150 mm)
■ 2.889-011.0	Adapter
■ 2.889-052.0	Extension piece adapter
■ 4.440-009.0	Steam suction hose
■ 2.889-004.0	Extension tube set
□ 2.889-053.0	Triangular floor nozzle
□ 2.863-007.0	Round brush stainless steel set, 3 Nozzles
□ 2.863-008.0	Round Brass Brush Set, 3 Nozzles
□ 2.863-009.0	Pekalon round brush (medium-hard bristles) set

■ Included □ Optional

PUZZI 8/1 C



Handy and compact.

The handy, compact and powerful Puzzi 8/1 C spray extraction cleaner is ideal for small areas and interim cleaning with excellent cleaning results.

Puzzi 8/1 C

- Easy to use
- Easy to transport
- 8" high-pressure solution and vacuum hose
- Removable dirty water tank

Technical data

Max. area performance	ft ² /hr	129 - 194 ft ² / hr
Air flow rating	cfm	115 cfm (58 l / sec)
Spray rate	gallons	.26 gallon / min (1 l / min)
Spray pressure/back pressure	psi	14.5 psi (1 bar)
Tank (fresh/dirty)	gallons	2 gallon / 1.8 gallon (8 l / 7 l)
Power rating (fan/pump)	W	1,100 W / 40 W
Vacuum motor	hp	1.5 hp (1,100 W)
Waterlift rating	inches	87" (216 mbar)
Moisture recovery rate		Up to 96%*
Noise	dBA	71 dBA
Weight	lbs.	19.8 lbs (9 kg)
Dimensions (L x W x H)	inches	20.8" x 13" x 17.3" (530 mm x 330 mm x 440 mm)

*Varies depending on carpet fiber type or material being cleaned.

Equipment

Product	Order No.	Description
Puzzi 8/1 C	1.100-228.0	with 98.5" spray hose with integrated water feed and hand tool

Accessories

Part No.	Description
■ 6.391-410.0	8' Hose- complete with couplings
■ 4.130-127.0	9" Carpet Tool Wand (Optional accessory for Puzzi 8/1)
■ 4.130-116.0	4.33" Standard Upholstery & Hand Tool
□ 6.391-411.0	13' Hose- complete with couplings
□ 4.762-220.0	Hard Surface Tool for Standard Floor Wand- clean hard floors
□ 4.762-219.0	Hard Surface Tool for Standard Hand Tool- extra scrubbing power
□ 2.638-778.0	Window Cleaning Kit
□ 4.130-083.0	Venetian Blind Cleaning Tool
□ 4.130-128.0	9" Stair Tool
□ 6.295-850.0	16-Pack Cleaning Tablets - RM 760, simple to use, cost effective
□ 6.291-388.0	22-lb. Pail of Cleaning Powder - RM 760

■ Included □ Optional

PUZZI 10/1



Powerful, compact spray extraction.

Perfect for smaller areas and upholstery cleaning, the Puzzi 10/1 & Priza are the right size for the job. The vacuum motor leaves little residual moisture after cleaning, drying carpets up to 63% faster than with other products.

Puzzi 10/1

- Easy to change couplings
- Integrated solution/vacuum hose
- Simple two switch operation

Technical Data

Max. area performance	ft ² / hr	215-269 ft ² / hr (20-25 m ² / hr)
Solution capacity	gal	2.6
Recovery capacity	gal	2.3
Vacuum		88" waterlift
Spray rate	gpm	0.26
Hose	ft	8.2
Air flow rate	cfm	114.4
Weight	lbs	23.5
Dimensions (L x W x H)	in	26.2" x 12.6" x 17.1"

Equipment

Product	Order No.	Description
Puzzi 10/1 C	1.100-133.0	Carpet extractor with 98.5" spray hose with integrated water feed and hand tool

Accessories

Part No.	Description
■ 6.394-826.0	8' Spray suction hose
■ 4.130-007.0	Floor tool kit with handhold
■ 4.130-001.0	Upholstery tool
■ 4.130-000.0	Hand tool
■ 4.130-008.0	Flexible floor tool 9" (included in the floor tool 4.130-007.0)
■ 4.025-004.0	Suction tube (included in the floor tool 4.130-007.0)
■ 4.321-001.0	Handhold (included in the floor tool 4.130-007.0)
□ 4.762-014.0	Hard surface adapter
□ 4.777-005.0	Flexible squeegee assembly
□ 4.006-907.0	Defoamer metering
□ 4.130-010.0	Crevice tool
□ 5.070-010.0	Cleaning agent tank
□ 6.295-850.0	16-pack cleaning tablets - RM 760, simple to use, cost effective
□ 6.291-388.0	22-lb. Pail of cleaning powder - RM 760
□ 6.394-375.0	13' spray suction hose

■ Included □ Optional

PUZZI 30/4



Carpet cleaning flexibility for all areas.

This mobile and quiet machine is specifically designed for cleaning carpeted areas and provides a user-friendly and economic cleaning solution. It's upright design offers comfortable ergonomic operation and improved productivity. The Puzzi 30/4 also has an integrated HEPA-level filter for optimal health protection. Accessories can be stored directly on the machine. This carpet extractor is certified to UL and CSA standards.

Puzzi 30/4

- Removable waste water tank
- Fresh water tank level display
- Horizontal transport possible with full fresh water tank

Technical data

Air flow rate	cfm	157 (4.5 m ³ /min)
Vacuum		102" H ₂ O (2591 mm)
Flow rate	gpm	.08 (3 l/min)
Spray pressure	psi	58 (4 bar)
Tank, fresh water	gallons	8 (30 l)
Tank, dirt water	gallons	4 (15 l)
Electrical system		120 V, 10 amp
Operating noise level		66 dBA
Weight	lbs	61.6 (28 kg)
Dimensions (L x W x H)	inches	22.8 x 18.1 x 36.6 (58 cm x 46 cm x 93 cm)

Equipment

Product	Order No.	Description
Puzzi 30/4	1.101-126.0	with 13' suction hose with integrated water feed and hand tool

Accessories

Order No.	Description
■ 6.394-375.0	Suction hose (13 ft)
■ 4.130-011.0	Flexible floor nozzle (13.75")
■ 5.035-488.0	Home Base kit (adapter and cable hook)
■ 4.130-000.0	Handle with sight glass
□ 4.130-009.0	Floor nozzle
□ 4.130-001.0	Upholstery tool
□ 4.130-010.0	Crevice nozzle
□ 4.762-017.0	Hard surface adapter

■ Included □ Optional

PUZZI 50/35 C



Productive & Portable.

Puzzi 13 and 17 gallon portable extractors are powerful and versatile. Available in hot and cold water models and adjustable to 1-200 psi and 1-500 psi.

Puzzi 50/35 C

- Functional and powerful
- User-friendly
- All controls conveniently positioned in one easy-to-reach position

Technical data

Vacuum motor	One, three stage
Water lift	107" (2718 mm)
Air flow	73 cfm (2.06 m3 / min)
Solution pump	500 psi
Heater	
Tank (fresh/dirty)	13 gallon / 11 gallon (49.2 l / 41.6 l)
Electrical system	120 v, 15 amp
Power cable	1 cord
Wheels	2 x 4" (102 mm) 2 x 12" (305 mm) 2 x 3" (76 mm)
Weight	115 lbs (52.2 kg)
Dimensions (L x W x H)	30.5" x 22" x 43.25" (775 mm x 559 mm x 1098 mm)

Equipment

Product	Order No.	Description
Puzzi 50/35 C	9.840-925.0	13 gallon spray carpet extractor

Accessories

Order No.	Description
■ 8.634-234.0	Kurve™ Deluxe Carpet Extraction Wand, 13", 500 PSI
■ 8.624-189.0	25', 500 PSI Vacuum Hose Set
□ 8.600-002.0	Hand Tool

■ Included □ Optional

BRC 30/15 C



The perfect solution for larger areas.

Our carpet cleaning machines are ideal for efficient, fiber-deep cleaning of large areas; roller brushes support the cleaning action of the water and cleaning agent.

BRC 30/15 C

- High performance vacuum motor for faster drying time
- Quiet, lightweight, easy to use
- Large 10" non-marking wheels
- Fold-down handle for easy transportation

Technical data

Vacuum motor	hp	1.5 hp, 3-stage
Air flow rate	inches	120" (3050 mm)
Water lift rate	inches	100" water lift
Solution pump	psi	58 psi (3.5 bar)
Solution spray		1 quick-connect jet
Brush working width	inches	10" (254 mm)
Working width, suction	inches	12.5" (315 mm)
Tank (fresh/dirty)	gallons	4.6 gallon / 3.9 gallon (17.3 l / 14.71 l)
Noise level	dBA	73.7 dBA
Brush motor rating	W	80 W
Weight	lbs	75 lbs (34 kg)
Dimensions (L x W x H)	inches	36.3" x 14" x 30" (920 mm x 360 mm x 750 mm)

Equipment

Product	Order No.	Description
BRC 30/15 C	1.008-058.0	4-gallon carpet extractor

Accessories

Order No.	Description
<input type="checkbox"/> 8.623-411.0	50' Twist-lock Power Cord
<input type="checkbox"/> 8.626-069.0	Fill hose with faucet adaptor (std. equipment on BRC 46/38C)
<input type="checkbox"/> 9.840-628.0	10" Spotting Wand Kit (includes 8.600-005 floor wand, 12' hose & carrying bag)
<input type="checkbox"/> 8.600-001.0	3.5" Deluxe Hand Tool Kit (includes 8.600-002 tool, 12' hose & carrying bag)
<input type="checkbox"/> 8.600-061.0	12" Floor Wand (hose not included)
<input type="checkbox"/> 8.600-002.0	Hand Tool
<input type="checkbox"/> 8.600-414.0	12' Solution & Vacuum Hose
<input type="checkbox"/> 8.623-611.0	Indoor Air Quality Replacement Filter (1)
<input type="checkbox"/> 8.629-036.0	Hand tool Kit
<input type="checkbox"/> 8.600-075.0	Adapter (1/8 to 1/4)

■ Included □ Optional

BRC 38/30 C



Designed for easy maintenance.

Compact carpet cleaner for fast and economical spray extraction cleaning of small to medium-sized areas (250 to 900 m²). Also suitable for spot cleaning.

BRC 38/30 C

- Brilliant deep cleans carpet
- Floating vacuum shoe for superior recovery
- Robust design built for reliability
- No-hose design makes it simple to fill and empty

Technical data

Vacuum motor	3 stage, bypass, 1.5 hp
Air flow rate	100 cfm
Waterlift rate	117" waterlift (2972 mm)
Solution pump	73 psi
Solution spray	2 quick-connect jets
Brush working width	15"
Working width, suction	21" (530 mm)
Tank (fresh/dirty)	8 gallon / 8 gallon
Noise level	75 dba
Brush motor rating	250 W (1/3 hp)
Weight	87 lbs
Dimensions (L x W x H)	44" x 17" x 34"

Equipment

Product	Order No.	Description
BRC 38/30 C	1.008-053.0	8 gallon carpet extractor

Accessories

Part No.	Description
<input type="checkbox"/> 8.623-411.0	50' Twist-lock Power Cord
<input type="checkbox"/> 9.840-628.0	10" Spotting Wand Kit (includes 8.600-005 floor wand, 12' hose & carrying bag)
<input type="checkbox"/> 8.600-001.0	3.5" Deluxe Hand Tool Kit (includes 8.600-002 tool, 12' hose & carrying bag)
<input type="checkbox"/> 8.600-061.0	12" Floor Wand (hose not included)
<input type="checkbox"/> 8.600-002.0	Hand Tool
<input type="checkbox"/> 8.600-414.0	12' Solution & Vacuum Hose
<input type="checkbox"/> 8.628-585.0	Indoor Air Quality Microfilter Kit
<input type="checkbox"/> 8.623-611.0	Indoor Air Quality Replacement Filter (1)

■ Included □ Optional

BRC 46/38 C



Designed for easy maintenance.

Designed for easy maintenance and servicing, to increase the life of your equipment investment.

BRC 46/38 C

- No-hose design makes it easy to fill and empty
- Easily adjusted brush setting
- Quick connect ports for easily attached tools

Technical data

Vacuum motor	3 stage, bypass, 1.5 hp
Air flow rate	100 cfm
Waterlift rate	117" waterlift (2972 mm)
Solution pump	100 psi (6.4 bar)
Solution spray	2 quick-connect jets
Brush working width	18" (457 mm)
Working width, suction	21" (530 mm)
Tank (fresh/dirty)	10 gallon / 10 gallon (37 l / 37 l)
Noise level	75 dba
Brush motor rating	250 W (1/3 hp)
Weight	94 lbs (42.6 kg)
Dimensions (L x W x H)	33" x 21" x 44" (840 mm x 530 mm x 1120 mm)

Equipment

Product	Order No.	Description
BRC 46/38 C	1.008-054.0	10 gallon carpet extractor

Accessories

Part No.	Description
■ 8.626-069.0	Fill hose with faucet adaptor (std. equipment on BRC 46/38C)
□ 8.623-411.0	50' Twist-lock Power Cord
□ 9.840-628.0	10" Spotting Wand Kit (includes 8.600-005 floor wand, 12' hose & carrying bag)
□ 8.600-001.0	3.5" Deluxe Hand Tool Kit (includes 8.600-002 tool, 12' hose & carrying bag)
□ 8.600-061.0	12" Floor Wand (hose not included)
□ 8.600-002.0	Hand Tool
□ 8.600-414.0	12' Solution & Vacuum Hose
□ 8.628-585.0	Indoor Air Quality Microfilter Kit
□ 8.623-611.0	Indoor Air Quality Replacement Filter (1)

■ Included □ Optional

BRC 46/76 W



Deep, restorative extraction.

The most value per gallon capacity in the industry. Performance breakthroughs and ergonomics create a carpet extractor that maximizes operator productivity. Exceptional maneuverability and compact design makes it easy to operate in small areas.

BRC 46/76 W

- Convenient fingertip controls for operator comfort
- Recovery tank lifts off for easy dumping
- Floating vac shoe follows the contour of the floor for better results
- Deep extraction performance, durable design

Technical data

Vacuum motor	hp	3 stage, bypass, 1.5 hp
Air flow rate	cfm	100 cfm
Water lift rate	inches	120" water lift
Solution pump	psi	100 psi (6.4 bar)
Solution spray		2 quick-connect jets
Brush working width	inches	18" (460 mm)
Working width, suction	inches	22" (560 mm)
Tank (fresh/dirty)	gallons	10 gallon / 10 gallon (37 l / 37 l)
Noise level	dBA	75 dBA
Brush motor rating	W	250 W
Weight	lbs	120 lbs (55 kg)
Dimensions (L x W x H)	inches	51" x 22" x 44" (1300 mm x 560 mm x 1110 mm)

Equipment

Product	Order No.	Description
BRC 46/76 W	1.008-650.0	20 gallon carpet extractor

Accessories

Part No.	Description
<input type="checkbox"/> 8.623-411.0	50' Twist-lock Power Cord
<input type="checkbox"/> 8.626-069.0	Fill hose with faucet adaptor
<input type="checkbox"/> 9.840-628.0	10" Spotting Wand Kit (includes 8.600-005 floor wand, 12' hose & carrying bag)
<input type="checkbox"/> 8.600-001.0	3.5" Deluxe Hand Tool Kit (includes 8.600-002 tool, 12' hose & carrying bag)
<input type="checkbox"/> 8.600-061.0	12" Floor Wand (hose not included)
<input type="checkbox"/> 8.600-002.0	Hand Tool
<input type="checkbox"/> 8.600-414.0	12' Solution & Vacuum Hose
<input type="checkbox"/> 8.623-611.0	Indoor Air Quality Replacement Filter (1)

■ Included □ Optional

ARMADA BRC 40/22 C



Driving innovation forward.

It has never been easier and more enjoyable to clean your carpets! Designed to be the ultimate in maneuverability and productivity, the Windsor Kärcher Group Armada BRC 40/22 is driving innovation forward. Enjoy the superior ergonomics of extracting while walking forward! The extractor deck rotates to allow cleaning in any direction. This new extractor provides anywhere from 30-60% productivity improvement in addition to reduced dry times. Our cleaning technology provides productive interim & deep extraction cleaning in one machine. Clean your carpets with the efficiency and speed never before seen.



Available for sale by our Windsor Kärcher Group dealers to customers based in their Area of Primary Responsibility in Canada except in the Province of Quebec.

Armada BRC 40/22 C

- 50' power cable (detachable)
- 16" Brush
- In-line solution filter

Technical Data

Cleaning Width	inches	16
Solution Capacity	gallons	6
Recovery Capacity	gallons	5
Productivity (Restorative)	ft ² /hr	5437
Productivity (Interim)	ft ² /hr	9723
Water Lift	inches	120
Pump Pressure	psi	70
Flow Rate	gmp	0.65
Cord Length	feet	50
Noise Level	dBA	Normal 69, Eco! Mode 66
Dimensions (L x W x H)	inches	45" x 18" x 37"

Equipment

Product	Order No.	Description
Armada BRC 40/22 C 120 Volt	1.008-060.0	16" steerable extractor

Accessories

Part No.	Description
■ 8.623-411.0	50 ft. cord: detachable
■ 8.641-118.0	16" carpet brush
■ 8.640-946.0	In-line solution filter
□ 8.603-154.0	Upholstery tool with hose
■ Included □ Optional	

EXTRACTOR ACCESSORIES



Accessories for your extractors.

To get the most out of your tough extracting jobs, utilize one or more accessories to improve carpet appearance. From heating equipment to deluxe wands, we have what you are looking for.

Extractor Accessories

- Wands and tools in all shapes and sizes are available to clean your carpet.
- Not only are accessories available, but carrying bags are also in stock to keep your accessories organized.

Accessories

Part No.	Description	
8.604-105.0	Pro Heater	
8.626-077.0	High temperature vac/hose Vac/solution hose assembly for use with Pro Heater	
8.604-106.0	Pro Spray Powered sprayer	
8.600-060.0	Deluxe professional wand with high temperature and pressure plumbing	
8.600-061.0	Standard wand	
8.600-005.0	Spotting wand	
9.840-628.0	Spotting Wand Kit includes Spotting Wand with 12 ft. (4m) vacuum and solution hose (#39128) and carrying bag (#14182)	
8.604-148.0	Flip tool 14"	
8.600-000.0	Double Dry hand tool	
9.840-617.0	Double Dry hand tool kit Includes 12' vacuum/solution hose, carrying bag	
8.600-002.0	Hand tool Combines solution spray w/ 3.5" vacuum head, up to 250 psi	
8.600-001.0	Deluxe hand tool kit Includes hand tool w/ 12' vacuum/solution hose, carrying bag	
8.604-119.0	Fastraction spray wand Spray wand w/ 25' of solution hose	
8.604-118.0	Extraction spray wand 18" spray wand w/ 4' solution hose	
8.602-724.0	Double Dry hand tool adaptor connects DDH directly to extractor - fits 1/4" hose	
8.629-512.0	GFCI device kit Ground Fault Current Interrupts (GFCI) device kit	
8.600-246.0	Vacuum hose coupler 1.5" - for Commodore DUO and Voyager DUO	
8.626-069.0	Fill hose With faucet adaptor	
8.600-175.0	Hose carrying case Nylon mesh	
8.600-414.0	Hose assembly 12' 1.5" vac x 250 psi solution hoses	
8.600-415.0	Hose assembly 16' 1.5" vac x 250 psi solution hoses	
8.628-416.0	Hose assembly 25' 1.5" vac x 250 psi solution hoses	

AB 84 CUL



Dry within minutes.

The powerful AB 84 air blower moves up to 3,000 cfm of air cutting drying times by up to 50%! The ideal solution for use in the building trade and for water damaged areas.



1 Built to last

Wheels and push handle make this air blower easy to transport.

Sturdy, four-point motor mount.

Three standing positions.

2 Shorter drying times

The AB 84 air blower shortens the drying time of spray-extracted or shampooed carpets by up to 50%.

Built in carpet clip for use with flood restoration.

For use with everything from emergency air removal from buildings to inflatable play grounds.

AB 84 CUL

- Upright handle and transport wheels for added safety and convenience
- Three speeds of air movement for every type of job
- Maximum air movement of 3000 cfm for rapid drying of carpet and hard floors

Technical data

Air flow rate (levels 1/2/3)	56 m³/min / 70 m³/min / 84 m³/min
Fan speed (levels 1/2/3)	1050 rpm / 1350 rpm / 1600 rpm
Cable length	25" (7.62 m)
Max. intake	700 W
Weight	lbs 39 lbs (17.6 kg)
Dimensions (L x W x H)	inches 22.8" x 16" x 10.4" (580 mm x 410 mm x 264 mm)

Equipment

Product	Order No.	Description
AB 84 CUL	1.004-053.0	3-speed commercial air blower

BRS 40/1000 C



All-purpose scrubbers with the benefits of roller brushes.

These innovative machines with counter-rotating rollers are suitable for deep and maintenance cleaning on hard surfaces and for stripping, shampooing, and polishing.

BRS 40/1000 C

- Flattest machine in its class
- With counter-rotating rollers
- Includes a 2.6 gallon fresh water tank

Technical data

Working width	16" (400 mm)
Brushes	Two 16" (400 mm) - Cylindrical
Max. area performance	4,306 ft² / hr
Motor rating	1100 watts
Pad rotation speed	650 rpm
Power supply	115V, 60Hz
Solution capacity	2.5 gallons (10 l)
Noise level	73 dBA
Power cord	24" (800 mm)
Weight	56 lbs (27kg)
Solution flow	.25-.3 gallons / min (1-1.2 l / min)
Dimensions, base station (L x B x H)	20" x 18" x 47" (520 mm x 470 mm x 250 mm)

Equipment

Product	Order No.	Description
BRS 40/1000 C	9.512-619.0	16" scrubber with roller brushes

Accessories

Order No.	Description
■ 4.783-005.0	Fresh Water Solution Tank (2.64 gal. / 10 litres)
■ 4.762-458.0	Standard Scrub Brush - (2 required)*
■ 9.512-249.0	Heavy Duty Extension Cord - 12 gauge, high visibility
□ 4.114-004.0	Micro Fibre (2 required) use with Roller Pad Shaft
□ 4.762-250.0	Soft Scrub/Polish Brush (2 required)*
□ 4.762-274.0	Beige Very Soft Scrub/Polish Brushes- Natural Fibre (2 required)*
□ 4.762-251.0	Hi-Low Grout Brush (2 required)*
□ 4.762-252.0	Heavy Duty Grit Brush (2 required)*
□ 4.762-254.0	Blue Carpet Brush (2 required)*
□ 4.762-228.0	Roller Pad Shaft (2 required)*

■ Included □ Optional

BDS 43/DUO C



The all-surface floor cleaning machine.

The Kärcher BDS 43/Duo C is an all-surface cleaning, scrubbing, sanding, polishing, extraction and grinding floor machine. The patented dual-action Orb Technology provides the BDS 43/ Duo C the versatility to clean multiple floor surfaces. Ideal for hard floor areas up to 7,500 ft² / h and 3,000 ft² / h of carpeted surfaces. This is truly an all-surface floor machine!

BDS 43/Duo C

- Low-chemical system for green cleaning
- Fast and easy to attach pads from a standing position

Technical data

Working width, brush	inches	17"-21"
Motor	VAC/Hz	110/60
Pad RPM	RPM	1725 rpm vibration (CW), 3/8" dia, 80 rpm rotation (CW) 10"
Fresh	gallons	3 maximum
Brush speed	rpm	80
Sound Level	dBA	59
Theoretical area performance	ft² / h	3000 (carpet) / 7500 (hard floor)
Weight	lbs	102
Dimensions (L x W x H)	inches	56 x 30 x 50

Equipment

Product	Order No.	Description
BDS 43/Duo C	9.841-236.0	17" pad driver with solution tank

Accessories

	Order No.	Description
■	8.637-472.0	Bottle cartridge 3 gallon (3 units included with the machine)
□	8.637-464.0	Carpet cleaning pad (10 pack)
□	8.637-466.0	Carpet encapsulation scrub pad (5 pack)
□	8.637-471.0	Weight kit
□	8.637-468.0	Scrub brush
□	8.637-467.0	Chemical-free stripping pad (5 pack)
□	8.637-469.0	Replacement driver plate pack
□	8.637-470.0	Glider set

■ Included □ Optional

BDS 43/175 C, BDS 51/175 C, BDS 51/175-300 C



Engineered for rugged dependability.

Kärcher's line of commercial-duty floor machines are built to endure the rigorous demand of commercial cleaning with rugged construction and durable time-tested components. Utilizing cast aluminum housings rather than poly or stamped frames, the BDS machines are available in single and dual speed models.

BDS 43/175 C	BDS 51/175 C	BDS 51/175-300 C
<ul style="list-style-type: none"> ■ 66" frame, AC motor ■ Dual capacitors for high-efficiency operation ■ Rugged cast aluminum base full protective bumper 	<ul style="list-style-type: none"> ■ All-steel triple planetary gear transmission ■ Sure grip handle height adjustment ■ Durable cast aluminum switch housing 	<ul style="list-style-type: none"> ■ Adjustable handle height ■ Two speeds for increased productivity ■ Cast aluminum base

Technical data

	BDS 43/175 C	BDS 51/175 C	BDS 51/175-300 C
Pad speed	175 rpm	175 rpm	175-300 rpm
Pad diameter	17" (430 mm)	20" (510 mm) for Dual Speed Machine	20" (510 mm) with Clutch Plate
Pad drive diameter	16" (410 mm) Rigid	19" (480 mm)	19" (480 mm)
Optional brushes	Nylon, Polypropylene, mild or aggressive grit	Nylon, Polypropylene, mild or aggressive grit	Nylon, Polypropylene, mild or aggressive grit
Motor	1.5 hp single speed, 175 rpm	1.5 hp single speed, 175 rpm	1.75 hp (1305 watt), dual speed, 300 rpm, DC
Construction	Die cast aluminum motor base and handle housing	Die cast aluminum motor base and handle housing	Die cast aluminum motor base and handle housing
Hand tube	1.5" (4 cm) cold rolled steel and non-marking PVC grips	1.5" (4 cm) cold rolled steel and non-marking PVC grips	1.5" (4 cm) cold rolled steel and non-marking PVC grips
Wheels	Two, 5" (127 mm) x 1.25" (30 mm) non-marking	Two, 5" (127 mm) x 1.25" (30 mm) non-marking	Two, 5" (127 mm) x 1.25" (30 mm) non-marking
Electric rating	115 V, 60 Hz	115 V, 60 Hz	115 V, 60 Hz
Weight	112 lbs (51 kg)	112 lbs (51 kg)	112 lbs (51 kg)
Dimensions (L x W x H)	23" x 18" x 47" (580 mm x 460 mm x 1190 mm)	24.5" x 21" x 47" (620 mm x 530 mm x 1190 mm)	24.5" x 21" x 47" (620 mm x 530 mm x 1190 mm)

Equipment

Product	Order No.	Description
BDS 43/175 C	9.840-469.0	17" burnisher
BDS 51/175 C	9.840-471.0	20" dual speed burnisher
BDS 51/175-300 C	9.840-472.0	20" dual speed burnisher with clutch plate

Accessories

BDS 43/175 C				BDS 51/175 C, BDS 51/175-300 C			
Order No.	Description			Order No.	Description		
■ 8.600-012.0	Pad driver, 17" with clutch plate, floor machine			175	■ 8.628-429.0	20" High Speed Pad Holder - Premium Quality	
□ 8.600-011.0	17" Polypropylene Brush			■	8.628-430.0	Pad Driver, 20" With Clutch Plate, Floor Machine	
□ 8.600-014.0	17" Nylon Polishing Brush			□	8.628-370.0	Brush, 20" Polypro with Cp U19556	
□ 8.628-380.0	17" Nylon Scrub Brush			□ □	8.600-062.0	4 Gallon Solution Tank	
□ 8.600-013.0	17" Mild Grit Brush			□ □	8.628-379.0	20" Nylon Polishing Brush	
□ 8.628-371.0	17" Aggressive Grit Brush			□ □	8.628-377.0	20" Nylon Scrub Brush	
□ 8.600-062.0	4 Gallon Solution Tank			□ □	8.628-378.0	20" Mild Grit Brush	
				□ □	8.628-369.0	20" Aggressive Grit Brush	
				□	8.628-388.0	20" Nylon Carpet Shampoo Brush	

BDP 51/1500 C, BDP 51/2000 C



Power and versatility for burnishing and polishing.

Kärcher's line of commercial-duty high speed burnishers are engineered with a full-adjustable handle system. Each is designed with a built-in circuit breaker and fuse system to protect the motor. Its rugged case aluminum base and switch housing and non-marking bumper help to protect the machine as well as your facility.

BDP 51/1500 C

- 20" burnishing path
- Low profile design
- Adjustable handle
- UL listed to U.S. & Canadian safety standards

BDP 51/2000 C

- Powerful and versatile
- Passive dust control
- Built-in circuit breaker and fuse system to protect motor
- UL listed to U.S. and Canadian safety standards

Technical data

Pad speed	1500 rpm	2000 rpm
Pad diameter	20" (510 mm)	20" (510 mm)
Pad drive diameter	19" (480 mm) Rigid	19" (480 mm) Rigid
Optional brushes	Nylon, Polypropylene, mild or aggressive grit	Nylon, Polypropylene, mild or aggressive grit
Motor	1.75 hp (1305 watt) single speed, permanent magnet DC motor	1.5 hp (1119 watt) single speed, permanent magnet DC motor
Construction	Die cast aluminum motor base and handle housing	Die cast aluminum motor base and handle housing
Hand tube	1.5" (40 mm) cold rolled steel	1.5" (40 mm) cold rolled steel
Wheels	Four, 5" (127 mm) x 1.25" (30 mm) non-marking	Four, 5" (127 mm) x 1.25" (30 mm) non-marking
Electric rating	115 V, 60 Hz	115 V, 60 Hz
Weight	112 lbs (51 kg)	112 lbs (51 kg)
Dimensions (L x W x H)	16.5" x 13" x 43.5" (785 mm x 545 mm x 1220 mm)	21.5" x 17" x 46.5" (810 mm x 610 mm x 1230 mm)

Equipment

Product	Order No.	Description
BDP 51/1500 C	9.840-470.0	20" burnisher
BDP 51/2000 C	9.840-468.0	20" burnisher

Accessories

Order No.	Description
■ 8.622-247.0	Pad, Driver, 20" Burnisher
■ 8.600-139.0	Replacement Dust Filter Bag, package of 10 (BDP 51/2000 C)

■ Included □ Optional

LIGHTNING BDP 50/2000 W



Easy to use and easy to own.

We didn't gloss over the details with our new Lightning BDP 50/2000 W. This new battery burnisher features everything you want including an on-board charger, variable speed control, dust control filter and automatic pad control adjustment. All of these great features come in a robust package with a focused lower total cost of ownership. Our pad control technology automatically adjusts the burnishing head to changing floor conditions, dramatically improving performance and life span of burnishing pads while producing consistent single-pass results. At only 67 dBA this quiet machine is well suited for daytime use. Shine your floors with the Lightning BDP 50/2000 W and get more value for your money.



Lightning BDP 50/2000 W

- Dust control filter system
- Variable speed control
- Durable roto-molded body

Technical Data

Pad size	in	20
Pad speed	RPM	2000
Noise level	dBA	67
Productivity	ft ² /hr	26,000
Voltage	V	36 VDC (3-12 VDC Batteries)
Batteries	Ah	228, AGM 235
Motor	HP	2.5
Wheels	in	8
Weight	lbs	620 lbs (w/ 228 Ah batteries)
Dimensions (L x W x H)	in	58 x 22 x 45

Equipment

Product	Order No.	Description
Lightning BDP 50/2000 W w/ Wet	1.002-044.0	20" battery burnisher
Lightning BDP 50/2000 W w/ AGM	1.002-043.0	20" battery burnisher

Accessories

Part No.	Description
■ 8.640-658.0	Dust bags, paper (3)
■ 8.640-657.0	Dust bags, cloth
■ Included □ Optional	

LIGHTNING PROPANE



Safe and simple to use.

Lightning burnishers have earned a reputation for being reliable and durable. Its powerful engine drives the pad up to 1800 RPM for exceptional performance. Designed with the user in mind, the Lightning propane burnisher incorporates a variety of features to make operation and routine maintenance easier.



Lightning Propane

- Two sizes available: 24" and 27"
- Lightweight cast-aluminum deck
- Steel, overfill protection fuel cylinder

Technical Data

Cleaning rate	ft²/hr	28,000 (24"), 34,000 (27")
Pad speed	RPM	1800
Pad size	in	24 - 27
Engine		18 HP Kawasaki EPA and CARB certified
Ignition system		12V battery starter, 100V electric start
Operating noise level	dBA	87
Weight	lbs	220 - 230
Dimensions (L x W)	in	26.25" x 51" (24"), 29" x 53" (27")

Equipment

Product	Order No.	Description
Lightning Propane 24"	1.022-322.0	24" propane burnisher w/ 18 hp Kawasaki engine
Lightning Propane 27"	1.022-323.0	27" propane burnisher w/ 18 hp Kawasaki engine

Accessories

Part No.	Description
■ 8.633-143.0	Electronic clutch - Factory installed, extra charges may apply
■ 8.633-023.0	Kill switch - Factory installed, extra charges may apply
■ 8.633-064.0	Steel propane tank
■ Included □ Optional	

B 60/10 ECO AUTO MOP



Filling the gap in floor scrubbing.

The Kärcher B 60/10 eco! auto mop is in a unique category of cleaning equipment designed to fill the gap between a mop and bucket and an auto scrubber; this machine cleans more effectively than a mop and bucket and less expensive than an auto scrubber.

The B 60/10 operates by dispensing clean solution on the floor and picking it up via a manually-powered pump. No power source is needed, making this an easy and green cleaning solution to cleaning floors.

B 60/10 eco!

- Five times as productive as a mop and bucket
- Leaves floor dry, reducing slip 'n' falls
- Hygienic system only uses clean water to scrub floor
- Easy to operate

Technical data

Pad working width	inches	24
Vacuum working width	inches	25
Area performance	ft ² / h	15,840
Fresh water/waste water tank	gallons	2 / 2.5
Sound	dBa	52
Weight	lbs	44 lbs
Dimensions (L x W x H)	inches	31 x 25 x 43 (handle folded)

Equipment

Product	Order No.	Description
B 60/10 eco! Base	1.006-701.0	24" auto mop, includes mop wringer and bracket, bucket, front bracket, mop hook and caddy
B 60/10 eco! Detail	1.006-708.0	24" auto mop, includes mop wringer and bracket, bucket, front bracket, mop hook and caddy
B 60/10 eco! Productivity	1.006-707.0	24" auto mop, includes mop wringer and bracket, mop hook and caddy
B 60/10 eco! Hygiene	1.006-706.0	24" auto mop, includes mop wringer and bracket, bucket, mop hook and caddy

Accessories

Order No.	Description
<input type="checkbox"/> 8.637-949.0	Hygiene Kit: includes 1 hook, mop tray and caddy
<input type="checkbox"/> 8.637-950.0	Productivity Kit: includes 1 hook, mop tray and wringer
<input type="checkbox"/> 8.637-951.0	Detail Kit: includes 2 hooks, mop tray, wringer, clean water bucket and bracket
<input type="checkbox"/> 8.637-944.0	Deck Pad (5-pack)
<input type="checkbox"/> 8.637-592.0	3M easy trap (50-strips bulk roll)

■ Included ☐ Optional

BD 30/4 C Bp



Flexible application, ultra compact shape.

The well-designed and extremely simple operating concept with colour-coded control elements can also be seen in the quick and easy replacement of the powerful and quickly rechargeable lithium-ion battery. Incidentally, the machine's light weight of only about 20 kilograms facilitates its use on different floors, even when there is no lift.



BD 30/4 C Bp

- Lithium-ion battery
- Curved squeegee
- With disc brush

Technical data

Working width, brush	mm (in)	280 (11)
Working width, vacuum	mm (in)	325 (12.8)
Motor rating	W	240
Battery capacity	Ah	5,2
Battery voltage	V	36,5
Fresh/waste water tank	L (gal)	4/4 (1/1)
Brush rotation speed	rpm	150
Max area performance	m ² /h (ft ² /h)	900 (2,953)
Weight	kg (lbs)	20 (44)
Dimensions (L x W x H)	mm (in)	555 x 375 x 1050 (21.8 x 14.7 x 41.3)

Equipment

Product	Order No.	Description
BD 30/4 C Bp	1.783-231.0	11" scrubber with disc brush

Standard Accessories (included)

Order No.	Description
■ 6.670-126.0	Battery, Li-Ion, 36 V / 5,2 Ah
■ 6.670-133.0	Charger, UL
■ 6.670-234.0	Suction lip
■ 6.670-127.0	Disc brush, medium, red
□ 6.670-128.0	Disc brush soft
□ 6.670-129.0	Pad board
□ 6.371-153.0	5 pads, medium-soft, red, 11" diameter. For cleaning all floors
□ 6.371-154.0	6 pads, medium-hard, green, 11" diameter. For cleaning all floors

■ Included □ Optional

BR 30/4 C



For cleaning small areas.

The BR 30/4 C provides a far more efficient and hygienic alternative to manual mopping and scrubbing. Ideal for use on hard floors and tile, the BR 30/4 C has been engineered to be easy to transport and even easier to use and is perfect for use in institutions, restaurants, schools, stores and even homes to maintain the appearance of floors and keep your premises sanitary.

BR 30/4 C

- Vacuum-off ability
- Cleans forwards and backwards

Technical data

Working width, brush	in (mm)	12 (300)
Working width, vacuum	in (mm)	12 (300)
Brushes	in (mm)	One, 12 (300) - Cylindrical
Brush diameter	in (mm)	2.4 (60)
Motor	V / Hz	120 / 60
Tank (fresh/dirty)	Gallon (litre)	1 (4)
Brush conTact pressure	PSI	1.4 (100 g / cm ²) / 16.5 lbs
Brush rotation speed	RPM	1550
Max. area performance	ft ² / hr (m ² /h)	2,150 (200)
Noise level	dBA	71
Vacuum motor	hp (W)	1.1 (850)
Recovery Capacity	Gallon (litre)	1 (4)
Power cord	in	32.8
Solution flow	Gallon/min (l/mn)	.25-.3 (1-1.2)
Weight	lbs (kg)	24 (11)
Dimensions (L x W x H)	in (mm)	15.4" x 13" x 46.5" (391 x 330 x 1181)

Equipment

Product	Order No.	Description
BR 30/4 C	1.783-221.0	12" scrubber with roller brushes

Accessories

	Order No.	Description
■	4.762-428.0	Roller Brush, Red
■	4.777-008.0	Squeegee Blade
□	4.762-453.0	Microfiber Roller Brush (1 required)
□	4.762-452.0	Roller Brush, white (1 required)
□	4.762-484.0	Roller Brush, orange (1 required)
□	4.777-324.0	Squeegee, oil resistant, straight
□	4.762-499.0	Carpet Brush, blue, designed for cleaning carpets (requires 5.033-275.0)
□	5.033-275.0	Suction Bar, Carpet Cleaning (2 required), required for using carpet cleaning brush, designed for optimum suction on soft floors
□	4.762-228.0	Roller Pad Shaft (1 required)

■ Included □ Optional

BR 35/12 C Bp



Extremely agile and mobile.

Thanks to the innovative steering concept KART (Kärcher Advanced Response Technology), the BR 35/12 C Bp can clean adjacent to the wall at a 90° angle. If required, it can also do so in reverse. The height-adjustable (telescoping and folding) steering column allows operators of any size to set their ideal working position. The folding steering column makes it easy to secure for transport. Eyelet points are provided and highlighted on the device to provide assistance with this.



BR 35/12 C Bp

- KART (Kärcher Advanced Response Technology) steering
- Pivoting cleaning head
- Light weight - 77 lbs.
- eco:efficiency

Technical data

Brush working width	inches	14"
Vacuum working width	inches	18"
Area performance	ft ² /h	15,069 ft ² / h
Intake performance	W	500 W
Fresh water/waste water tank	gallons	3 / 3 gallons
Brush speed	rpm	700 - 1,500 rpm
Weight (including battery)	lbs	77 lbs
Dimensions (L x W x H)	inches	39" x 18" x 51"

Equipment

Product	Order No.	Description
BR 35/12 C Bp	1.783-454.0	14" scrubber with roller brushes

Accessories

Part No.	Description
■ 4.037-031.0	Roller Brush, red, medium
■ 4.037-035.0	Suction Lip Set, standard, oil-resistant, polyurethane
■ 6.654-294.0	Lithium-Ion Battery, 21 Ah
□ 4.037-036.0	Roller Brush, white, soft
□ 4.037-037.0	Roller Brush, orange, high/low
□ 4.037-038.0	Roller Brush, green, hard
□ 4.037-039.0	Roller Brush, black, very hard
□ 4.762-009.0	Roller Pad roller shaft
□ 4.037-040.0	Microfiber roller

■ Included □ Optional

BD 38/12 C Bp



Cleaning made easy.

The BD 38/12 C has numerous useful features that make cleaning much easier and quicker which saves time and money. Perfectly designed fresh and dirty water tanks make filling and emptying easier. Easy battery charging with on-board charger. The machine is ready for the next cleaning task in minutes, for even more versatility and efficiency.



BD 38/12 C Bp

- Compact and extremely maneuverable
- Lithium-ion battery powered
- Curved squeegee right behind the brush head

Technical data

Working width, brush	inches	15"
Working width, suction	inches	18"
Power rating	W	580
Fresh / dirty water tank	gallons	3 / 3
Brush speed	rpm	150
Theoretical area performance	ft ² / h	4986
Practical area performance	ft ² / h	3740
Battery capacity	V / Ah	24 / 25
Charger voltage	V / Hz	220-240 / 50-60
Weight	lbs	79
Dimensions (L x W x H)	inches	38.5" x 20" x 51"
Noise level Standard/Eco	dB(A)	65/62

Equipment

Product	Order No.	Description
BD 38/12 C	1.783-431.0	15" scrubber with disc brushes

Accessories

Part No.	Description
■ 6.654-294.0	Lithium-ion battery, 24 Ah
■ 4.037-059.0	Rubber lips, standard
■ 6.680-124.0	Filling hose
□ 6.907-154.0	Very soft Brush
□ 6.907-153.0	Soft Brush
■ 6.907-151.0	Medium Brush
□ 6.907-152.0	Hard Brush
□ 6.907-150.0	Pad driver plate
□ 6.369-003.0	Pad medium soft (5 pieces)
□ 6.369-002.0	Pad medium hard (5 pieces)
□ 6.369-001.0	Pad hard (5 pieces)
□ 6.371-250.0	Diamond pad, coarse (5 pieces)
□ 6.371-251.0	Diamond pad, medium (5 pieces)
□ 6.371-235.0	Diamond pad, fine (5 pieces)

■ Included □ Optional

BR 40/10 C Adv



More functions - more possibilities.

The BR 40/10 C Adv thoroughly deep-cleans all your hard floor surfaces then leaves them perfectly dry, safe and hygienic. This compact scrubber is engineered to be easy to transport and even easier to use with snap on wheels that conveniently stow on the operating handle. Ideal for use on hard floors and tile, the BR 40/10 C is perfect for use in institutions, restaurants, schools, stores and even homes to maintain the appearance of floors and keep your premises sanitary.

BR 40/10 C Adv

- High scrubbing power
- Variable conTact pressure
- Includes roller brushes

Technical data

Working width, brush	inches	16" (400 mm)
Brushes	inches	Two 16" (400 mm) - Cylindrical
Brush diameter	inches	3.7" (96 mm)
Down pressure	lbs	44 lbs - 88lbs
Solution flow	gallons	.25-.3 gallons/min (1-1.2 l/min)
Tank (fresh / dirty)	gallons	2.5 gallons (10 l)
Brush conTact pressure	lbs	44 - 88
Brush rotation speed	rpm	650 rpm
Motor	V / Hz	120 / 60
Vacuum motor	W	.6 hp (500 W)
Weight	lbs	66 lbs (30 kg)
Noise level	dBA	71 dBA
Power cord	feet	50'
Dimensions (L x W x H)	inches	20.5" x 18.5" x 47" (520 mm x 470 mm x 1193 mm)

Equipment

Product	Order No.	Description
BR 40 / 10 C Adv	1.783-312.0	16" scrubber with roller brushes

Accessories

	Order No.	Description
■	4.762-458.0	Standard Scrub Brush (2 required)
■	4.777-323.0	Squeegee Set (2 sets required)
■	9.512-249.0	Heavy Duty 50' Extension Cord - 12 gauge, high visibility
□	4.114-004.0	Micro Fibre (2 required) use with Roller Pad Shaft
□	4.762-250.0	Soft Scrub/Polish Brush (2 required)-white
□	4.762-274.0	Very Soft Scrub / Polish Brush - Natural Fibre (2 required)-beige
□	4.762-251.0	Hi-Low Roller Brush (2 required)-orange
□	4.762-252.0	Heavy Duty Grit Brush (2 required)-green
□	4.762-228.0	Roller Pad Shaft (2 required)
□	6.369-388.0	20 piece Polish Pad Pack (4 required)-white
□	6.369-451.0	20 piece Scrub/Polish Pad Pack (4 required)-yellow
□	6.369-453.0	20 piece Standard Scrub Pad Pack (4 required)-red
□	6.369-452.0	20 piece Hard Scrub Pad Pack (4 required)-green
□	4.777-322.0	Oil-Resistant Squeegee Set (2 sets required)

■ Included □ Optional

B 40 C Ep



The electric walk-behind scrubber.

Why should a machine just be easy to operate, when it could be even easier. As well as safer and more convenient in many ways? With Kärcher Intelligent Key and advanced EASY operation concept, the B 40 C/W family offers a spectrum of safety and protection for operators, machines and your floors.



factory installed

B 40 C Ep

■ 120V electric base unit

Brush Head		R 45	R 55	D 43	D 51
Nominal voltage	V	120	120	120	120
Brush working width	inches	18"	22"	17"	20"
Working width, suction	inches	33.5"	33.5"	33.5"	33.5"
Theoretical area performance	ft ² /hr	18,300	23,680	17,790	20,930
Fresh/dirty water tank volume	gallons	10.6/10.6	10.6/10.6	10.6/10.6	10.6/10.6
Max. water flow	gpm	0.68	0.68	0.68	0.68
Max. rpm	rpm	1,200	1,200	1,200	1,200
Power consumption, entire device	W	1,100	1,100	1,100	1,100
Power consumption, vacuum motor	W	500	500	500	500
Power consumption, brush motors	W	600	600	600	600
Power consumption, traction motor	W	130	130	130	130
Operating Noise Level	dBA	60-69	60-69	60-69	60-69
Weight (with batteries)	lbs.	238	250	240	280
Dimensions (L x W x H) (w/o brush)	inches	48"x20"x45"	48"x20"x45"	48"x20"x45"	48"x20"x45"

Equipment

Product	Order No.	Description
B 40 C Ep	9.512-686.0	120 Volt / 60 HZ
B 40 C Ep	9.512-701.0	120 Volt / 60 HZ Lid with Tank Cleaning System

Accessories

Order No.	Description
■ 4.777-411.0	Squeegee Blade Assembly (includes 6.273-207 below)
■ 6.273-207.0	Transparent Oil Resistant Blade (incl Assembly above)
■ 5.035-344.0	Yellow Key - operator
■ 5.035-348.0	Grey Key - supervisor
■ 6.980-077.0	Double hook
■ 5.035-488.0	Homebase Adapter
■ 4.035-370.0	Faceplate without Quick Fill
■ 6.683-119.0	On-board Charger
■ 4.035-334.0	Cover
■ 9.512-249.0	Heavy Duty 50' Extension Cord - 12 gauge
■ Included □ Optional ■ Optional brush heads	

Order No.	Description
■ 2.763-022.0	R 45 Ep 18" Roller Brush Head with sweeping device
■ 2.763-018.0	R 55 Ep 22" Roller Brush Head with sweeping device
■ 2.763-025.0	D 43 Ep 17" Disk Brush Head
■ 2.763-028.0	D 51 Ep 20" Disk Brush Head

SERVICES

Order No.	Description
□ 7.000-269.0	Fleet Monthly Premium Subscription
■ Included □ Optional	

B 40 W Bp



Quiet, compact, innovative and fully configurable.

Why should a machine just be easy to operate, when it could be even easier. As well as safer and more convenient in many ways? With Kärcher Intelligent Key and advanced EASY operation concept, the B 40 C/W family offers a spectrum of safety and protection for operators, machines and your floors.



factory installed

B 40 W Bp

■ Traction Drive base unit

Brush Head		R 45	R 55	D 43	D 51
Nominal voltage	V	24	24"	24"	24"
Brush working width	inches	18"	22"	17"	20"
Working width, suction	inches	33.5"	33.5"	33.5"	33.5"
Theoretical area performance	ft ² /hr	18,300	23,680	17,790	20,930
Fresh/dirty water tank volume	gallons	10.6/10.6	10.6/10.6	10.6/10.6	10.6/10.6
Max. water flow	gpm	0.68	0.68	0.68	0.68
Max. rpm	rpm	1,200	1,200	1,200	1,200
Power consumption, entire device	W	1,300	1,300	1,300	1,300
Power consumption, vacuum motor	W	500	500	500	500
Power consumption, brush motors	W	600	600	600	600
Power consumption, traction motor	W	130	130	130	130
Operating Noise Level	dBA	60-69	60-69	60-69	60-69
Weight (with batteries)	lbs.	255	280	270	307
Dimensions (L x W x H) (w/o brush)	inches	48"x20"x45"	48"x20"x45"	48"x20"x45"	48"x20"x45"

Equipment

Product	Order No.	Description
B 40 W Bp	9.512-690.0	105 AH Batteries (type 31) with on-board charger
B 40 W Bp	9.512-705.0	105 AH Batteries (type 31) Lid with Tank Cleaning System
B 40 W Bp	9.512-691.0	130 AH Batteries with on-board charger
B 40 W Bp	9.512-706.0	130 AH Batteries Lid with Tank Cleaning System
B 40 W Bp	9.512-692.0	115 AH AGM Batteries with on-board charger
B 40 W Bp	9.512-707.0	115 AH AGM Batteries Lid with Tank Cleaning System

Accessories

Order No.	Description
■ 4.777-411.0	Squeegee Blade Assembly (includes 6.273-207 below)
■ 6.273-207.0	Transparent Oil Resistant Blade (incl Assembly above)
■ 5.035-344.0	Yellow Key - operator
■ 5.035-348.0	Grey Key - supervisor
■ 6.980-077.0	Double hook
■ 5.035-488.0	Homebase Adapter
■ 4.035-370.0	Faceplate without Quick Fill
■ 6.683-119.0	On-board Charger
■ 4.035-334.0	Cover

■ Included □ Optional ■@Optional brush heads

Order No.	Description
■ 2.763-019.0	R 45 W 18" Roller Brush Head with sweeping device
■ 2.763-011.0	R 55 W 22" Roller Brush Head with sweeping device
■ 2.763-023.0	D 43 Bp 17" Disk Brush Head
■ 2.763-026.0	D 51 Bp 20" Disk Brush Head

SERVICES

Order No.	Description
□ 7.000-269.0	Fleet Monthly Premium Subscription

■ Included □ Optional

B 40 C Bp Classic



Quiet, compact, innovative and fully configurable.

The B 40 C Bp Classic walk behind scrubber is a versatile basic version of the B 40 W Bp. It features simple operation in conjunction with a perfect price/performance ratio. Ideal for target groups such as Building Service Contractors, Retail, Hospitality and Education.



reddot design award
winner 2012



eco|efficiency



factory installed

B 40 C Bp Classic

- Compact - brush assist traction
- Perfect price/performance ratio

Brush Head		R 45	R 55	D 43	D 51
Nominal voltage	V	24	24"	24"	24"
Brush working width	inches	18"	22"	17"	20"
Working width, suction	inches	33.5"	33.5"	33.5"	33.5"
Theoretical area performance	ft ² /hr	18,300	23,680	17,790	20,930
Fresh/dirty water tank volume	gallons	10.6/10.6	10.6/10.6	10.6/10.6	10.6/10.6
Max. water flow	gpm	0.68	0.68	0.68	0.68
Max. rpm	rpm	1,200	1,200	1,200	1,200
Power consumption, entire device	W	1,300	1,300	1,300	1,300
Power consumption, vacuum motor	W	500	500	500	500
Power consumption, brush motors	W	600	600	600	600
Power consumption, traction motor	W	130	130	130	130
Operating Noise Level	dBA	60-69	60-69	60-69	60-69
Weight (with batteries)	lbs.	313	320	313	318
Dimensions (L x W x H) (w/o brush)	inches	48"x20"x45"	48"x20"x45"	48"x20"x45"	48"x20"x45"

Equipment

Product	Order No.	Description
B 40 C Bp Classic	9.512-744.0	105 AH batteries
B 40 C Bp Classic	9.512-750.0	130 AH batteries
B 40 C Bp Classic	9.512-749.0	115 AH AGM batteries

Accessories

Part No.	Description
■ 4.777-411.0	Squeegee assembly (includes oil resistant blades)
■ 6.980-077.0	Double hook
■ 5.035-488.0	Homebase adapter
■ 9.512-348.0	Charger off-board 24V (with wet cell batteries)
■ 9.512-411.0	Charger off-board AGM (with AGM batteries)
■ 4.035-334.0	Cover
□ 4.035-345.0	Fresh Water Filling System
□ 6.273-207.0	Replacement squeegee blades
□ 6.980-080.0	Bottle hook
□ 4.035-374.0	Homebase kit
□ 4.035-406.0	Homebase box
□ 5.035-655.0	Mop support
□ 5.035-656.0	Mop bracket

■ Included □ Optional ■ Optional brush heads

■ 2.763-023.0	D 43 Bp 17" Disk brush head
■ 2.763-026.0	D 51 Bp 20" Disk brush head
■ 2.763-020.0	R 45 C 18" Roller brush head
■ 2.763-013.0	R 55 C 22" Roller brush head

■ Included □ Optional ■ Optional brush heads

SERVICES

Order No.	Description
□ 7.000-269.0	Fleet Monthly Premium Subscription

■ Included □ Optional

BD 43/25 C Bp



Fulfills all basic customer needs at a highly competitive price.

The compact size of the BD 43/25 C Bp with a 17" disc head provides a good overview and makes it very agile. The user-friendly Easy operation panel is intuitive and makes operator training easy and fast. By having fewer parts, having simple reliable electronics and having them easily accessible, service operations are simplified and service costs are lower. The attractive price comes without compromising the performance.



BD 43/25 C Bp

- Compact scrubber
- Simple and reliable electronics
- Easy operation panel

Technical data

Working width	mm (in)	430 (17)
Suction width	mm (ft)	850 (33.5)
Motor rating	W	1100
Runing time battery	h	2
Battery voltage	V	24
Fresh/waste water tank	L (gal)	25/25 (6.6/6.6)
Brush rotation speed	rpm	180
Max area performance	m ² /h (ft ² /h)	1600 (5,250)
Weight	kg (lbs)	48 (105)
Dimensions (L x W x H)	mm (in)	1136 x 516 x 1030 (44 x 20 x 40.5)

Equipment

Product	Order No.	Description
BD 43/25 C Bp	9.512-811.0	BD 43/25 C Bp with wet batteries
BD 43/25 C Bp	9.512-812.0	BD 43/25 C Bp with AGM batteries

Accessories

Order No.	Description
■ 4.777-407.0	Straight squeegee, 770 mm, w/o caster, rubber lips
□ 4.777-411.0	Curved squeegee, 850 mm, with caster, polyurethane lips
■ 4.905-022.0	Disc brush, medium red
□ 4.905-023.0	Disc brush, soft natural
□ 4.905-025.0	Disc brush, hard black
□ 4.762-533.0	Pad drive board, 1 pc.
□ 6.369-470.0	Pad, medium soft Red, 5 pcs.
□ 6.369-472.0	Pad, medium hard Green, 5 pcs.
□ 6.369-473.0	Pad, hard Black, 5 pcs.
□ 6.369-469.0	Pad, very soft white, 5 pcs.
□ 6.371-081.0	Pad, soft beige 5 pieces
□ 5.035-488.0	Home base adapter
□ 6.980-077.0	Double hook (adapter needed)
□ 6.980-078.0	Mop clip (adapter needed)
□ 6.980-080.0	Bottle hook (adapter needed)
□ 4.070-075.0	Universal hook, set
□ 4.035-406.0	Home base box
□ 4.070-006.0	Cleaning agent container, set


■ Included □ Optional

BD 50/50 C Bp Classic



Professional cleaning performance, easier.

This economically-designed scrubber provides you all the cleaning power to take on large applications - perfect for retail environments, schools and health care facilities.



BD 50/50 C Bp Classic

- Easy to use with the simplified operation panel
- Easy to switch from brush to pad

Technical data

Working width, brushes	inches	20
Working width, vacuuming	inches	33.5
Practical area performance	ft ² /hr	13,200
Fresh/dirty water tank volume	gallons	14 / 14
Water flow max.	gpm	.608
Minimum turning radius	inches	59
Power rating, overall machine	W	1100
Voltage	V	24
Weight (without battery)	lbs.	126
Operating noise level	dBA	66
Dimensions (L x W x H)	inches	47 x 21 x 39
Contact pressure	lbs.	59-62

Equipment

Product	Order No.	Description
BD 50/50 C Bp Classic - Disc Brush	9.512-788.0	20" disc brush scrubber with 105 Ah Wet batteries and shelf charger
BD 50/50 C Bp Classic - Disc Brush	9.512-789.0	20" disc brush scrubber with 130 Ah Wet batteries and shelf charger
BD 50/50 C Bp Classic - Disc Brush	9.512-790.0	20" disc brush scrubber with 100 Ah AGM batteries and shelf charger
BD 50/50 C Bp Classic - Pad Driver	9.512-800.0	20" Pad driver scrubber with 105 Ah Wet batteries and shelf charger
BD 50/50 C Bp Classic - Pad Driver	9.512-801.0	20" Pad driver scrubber with 130 Ah Wet batteries and shelf charger
BD 50/50 C Bp Classic - Pad Driver	9.512-802.0	20" Pad driver scrubber with 100 Ah AGM batteries and shelf charger

Accessories

Part No.	Description
■ 4.905-026.0	Brush, medium red - For general cleaning needs
■ 4.777-411.0	Squeegee, 33.5" curved
■ 6.273-207.0	Transparent Oil Resistant Blade (included with Assembly above)
□ 4.905-027.0	Brush, soft natural - Made of natural fibers for cleaning and polishing
□ 4.905-029.0	Brush, hard black - For stubborn dirt and basic cleaning. For hard wearing surfaces.
□ 4.777-401.0	Squeegee, 33.5" straight
□ 5.035-488.0	Home base adapter
□ 6.980-077.0	Double hook
□ 4.035-406.0	Home base box kit
□ 6.980-078.0	Mop clip
□ 6.980-080.0	Bottle hook
□ 4.070-075.0	Universal hook

■ Included □ Optional

B 60 W Bp



Diverse. Efficient. Quiet. Fully configurable scrubber.

Efficient cleaning has a new name: B 60 W BP. Not only is this machine economical, it also achieves impressively high area performances. Equipment, working width and squeegee shape can be selected according to requirements of the cleaning application. The KIK system guarantees simple and safe operation. Operator settings can be precisely defined in advance.



B 60 W Bp

- Complete control of the speed of your scrub brushes
- Interchangeable decks
- Trim and fit, easily negotiate through narrow pathways

Technical data

		R 55	D 55	R 65	D 65	S 65
+ brush head						
Brush working width	inches	22	22	26	26	26
Working width, suction	inches	33	33	37	37	37
Theoretical area performance	ft ² /h	23680	23680	27986	27986	23681
Fresh/dirty water tank capacity	gallons	16 / 16	16 / 16	16 / 16	16 / 16	16 / 16
Max. water flow	gallons	1	1	1	1	1
Max. speed	rpm	600-1300	180	600-1300	180	2000
Power consumption, entire device	W	2100	2100	2100	2100	900
Power consumption, traction motor	W	300	300	300	300	300
Voltage	V	24	24	24	24	24
Operating Noise Level	dBA	61-66	61-66	61-66	61-66	61-66
Dimensions (L x W x H)	inches	59 x 26 x 45	58 x 26 x 45	60 x 29 x 45	60 x 29 x 45	57 x 28 x 45
Weight (with battery)	lbs.	400	360	425	400	430

Equipment

Product	Order No.	Description
B 60 W Bp	9.512-722.0	245 AH Batteries & On-Board Charger
B 60 W Bp	9.512-723.0	245 AH Batteries, On-Board Charger & Lid with Tank Cleaning System
B 60 W Bp	9.512-724.0	230 AH AGM Batteries & On-Board Charger
B 60 W Bp	9.512-725.0	230 AH AGM Batteries, On-Board Charger & Lid with Tank Cleaning System

Accessories

Part no.	Description	Part no.	Description
■ 4.777-416.0	Squeegee blade assembly with R 55 & D 55	□ 5.035-337.0	Red Key - service tech
■ 6.273-207.0	Transparent oil resistant blades included with 4.777-416.0	□ 5.035-655.0	Foldable mop support plate bracket
■ 4.777-412.0	Squeegee blade assembly with R 65 & D 65	□ 5.035-656.0	Retaining bracket mop bracket
■ 6.273-208.0	Transparent oil resistant blades included with 4.777-412.0	□ 6.980-078.0	Mop clip
■ 5.035-344.0	Yellow Key - operator	□ 6.980-080.0	Bottle hook
■ 5.035-348.0	Grey Key - supervisor	■ 2.763-001.0	D 55 22" Disk brush head with side skirts
■ 6.980-077.0	Double hook	■ 2.763-003.0	D 65 26" Disk brush head with side skirts
■ 5.035-488.0	Homebase adapter	■ 2.763-002.0	R 55 22" Roller brush head with side skirts and sweeping ability
■ 4.035-370.0	Faceplate without quick fill	■ 2.763-004.0	R 65 26" Roller brush head with side skirts and sweeping ability
■ 6.683-105.0	On-board charger	■ 9.512-726.0	S 65 ECO Scrubbing and stripping head plus connection kit
■ 4.035-385.0	Tank Lid		
□ 4.035-345.0	Fresh Water Filling System		
□ 4.035-386.0	Lid with tank cleaning system		
□ 4.035-374.0	Homebase kit		
□ 4.035-406.0	Homebase box		
□ 4.035-408.0	Yellow key set (5)		

■ Included □ Optional ■ Optional Brush Heads

SERVICES

Order No.	Description
□ 7.000-269.0	Fleet Monthly Premium Subscription

■ Included □ Optional

B 80 W Bp



Excellent maneuverability for large surfaces.

The range of B 80 W BP scrubbers are large but still easily maneuverable. With a robust and maintenance-friendly brush head, they are available with roller or disc brushes in 22", 26" and 30" working widths.



B 80 W Bp

- Control of the speed of the brushes (balance scrubbing power, noise levels and power consumption)
- Thoughtfully designed scrub decks (change decks without tools)
- Four colour LCD screen

+ brush head		R 65	R 75	D 65	D 75
Brush working width	inches	26	30	26	30
Working width, suction	inches	37	37	37	37
Theoretical area performance	ft²/h	27986	32291	27986	32291
Fresh/dirty water tank capacity	gallons	21 / 21	21 / 21	21 / 21	21 / 21
Max. water flow	gallons	2	2	2	2
Max. speed	rpm	600-1300	600-1300	180	180
Power consumption, entire device	W	2200	2200	2200	2200
Power consumption, traction motor	W	350	350	350	350
Voltage	V	24	24	24	24
Weight (excluding battery)	lbs.	282	282	289	289
Operating Noise Level	dBA	61-66	61-66	61-66	61-66
Dimensions (L x W x H)	inches	61 x 29 x 45	62 x 29 x 45	61 x 29 x 45	62 x 29 x 45

Equipment

Product	Order No.	Description
B 80 W Bp	9.512-739.0	Chassis with 245 AH Batteries, on-board charger
B 80 W Bp	9.512-740.0	Chassis with 230 AH AGM Batteries, on-board charger

Accessories

Part no.	Description
■ 4.777-412.0	Squeegee blade assembly with R 65 & D 65
■ 6.273-208.0	Transparent oil resistant blades included with 4.777-412
■ 4.777-413.0	Squeegee blade assembly with R 75 & D 75
■ 6.273-209.0	Transparent oil resistant blades included with 4.777-413
■ 5.035-344.0	Yellow Key - operator
■ 5.035-348.0	Grey Key - supervisor
■ 6.980-077.0	Double hook
■ 5.035-488.0	Homebase adapter
■ 4.035-345.0	Fresh Water Filling System
■ 6.683-105.0	On-board charger
■ 4.035-386.0	Lid with tank cleaning system
□ 4.035-374.0	Homebase kit
□ 4.035-406.0	Homebase box
□ 4.035-408.0	Yellow key set (5)
□ 5.035-337.0	Red Key - service tech

■ Included □ Optional ■ Optional Brush Heads

Part no.	Description
□ 5.035-655.0	Foldable mop support plate bracket
□ 5.035-656.0	Retaining bracket mop bracket
□ 6.980-078.0	Mop clip
□ 6.980-080.0	Bottle hook
■ 2.763-003.0	D 65 26" Disk brush head with side skirts
■ 2.763-005.0	D 75 30" Disk brush head with side skirts
■ 2.763-004.0	R 65 26" Roller brush head with side skirts and sweeping ability
■ 2.763-006.0	R 75 30" Roller brush head with side skirts and sweeping ability
■ 9.512-726.0	S 65 ECO Scrubbing and stripping head plus connection kit

SERVICES

Order No.	Description
□ 7.000-269.0	Fleet Monthly Premium Subscription
■ Included □ Optional	

B 90 R Bp Adv



Everything you could ever wish for in a machine.

The ride-on B 90 R scrubber is everything you ever dreamed of. Features such as the working width, squeegee length, design and scrubber system can be selected to suit individual requirements. The machine is then tailor-made to suit your specific requirements.



B 90 R Adv Bp

- three working widths available, curved or straight squeegee bars
- simple to operate and maintain
- Powerful (large battery capacity, two turbine power settings)

+ Brush Head		D 55 / R 55	D 65 / R 65	D 75 / R 75
Brush working width	inches	22	26	30
Working width, vacuum	inches	37	37	37
Fresh/recovered water tank	gallons	24 / 24	24 / 24	24 / 24
Performance practical†	ft ² /hr	23,680	27,986	29,940
Performance max†	ft ² /hr	42,000	42,000	42,000
Battery	V	24	24	24
Dimensions (L x W x H)	inches	57 x 32 x 47	57 x 32 x 47	57 x 32 x 47
Weight (with batteries)	lbs.	331 (768)	331 (768)	331 (768)
Brush speed	rpm	625	980	1550
Noise level	dBA	75	75	75
Climbing ability	%	18	18	18

† In conjunction with R 65 head.

Equipment

Product	Order No.	Description
B 90 R Bp Adv. DOSE	9.512-588.0	Chassis with 251 AH Batteries, 20A charger
B 90 R Bp Adv. DOSE	9.512-699.0	Chassis with 220 AH AGM Batteries, 15A charger
B 90 R Bp Adv. DOSE	9.512-611.0	Chassis with 305 AH Batteries, 40 amp charger

Accessories

Part no.	Description
■ 6.273-207.0	Squeegee blade assembly with R 55 & D 55
■ 6.273-214.0	Transparent oil resistant blades included with 4.777-416.0
■ 6.273-209.0	Squeegee blade assembly with R 65 & D 65
■ 9.512-414.0	Transparent oil resistant blades included with 4.777-412.0
□ 6.414-976.0	Fresh Water Filling System
■ 2.763-001.0	22" Disk with side skirts
■ 2.763-002.0	22" Roller Brush with side skirts and sweeping ability
■ 2.763-003.0	26" Disk with side skirts
■ 2.763-004.0	26" Roller Brush with side skirts and sweeping ability
■ 2.763-005.0	30" Disk with side skirts
■ 2.763-006.0	30" Roller Brush with side skirts and sweeping ability
■ 2.763-006.0	30" Roller Brush with side skirts and sweeping ability

■ Included □ Optional ■ Optional Brush Heads

B 150 R Bp Adv



Efficient and well thought-out in every detail.

The B 150 R is the perfect rider scrubber drier for surfaces of 26,900 to 64,580 ft². The compact design allows good visibility all around for safe cleaning of interiors. The KIK operating system and the color coding of the control elements make operation simple and intuitive.



B 150 R

- Advanced models features all-wheel drive.
- Maximum control (large color LCD screen to adjust pressure, water volume, brush speed...)
- Auto tank-rinsing and auto-fill come standard to allow the operator to do other tasks

+ brush head		R 75	R 90	D 75	D 90
Working width, brushes	inches	30 (750 mm)	35 (900 mm)	30 (750 mm)	35 (900 mm)
Working width, vacuuming	inches	37 (940 mm)	42 (1060 mm)	37 (940 mm)	42 (1060 mm)
Fresh / dirty water tank capacity	gallons	40 / 40 (150 / 150 l)	40 / 40 (150 / 150 l)	40 / 40 (150 / 150 l)	40 / 40 (150 / 150 l)
Water flow max.	gpm	2 (9 l/min)	2 (9 l/min)	2 (9 l/min)	2 (9 l/min)
Brush speed	rpm	600-1300	600-1300	180	180
Power consumption, total device (eco/efficiency mode)	W	2,800 (1,680)	2,800 (1,680)	2,800 (1,680)	2,800 (1,680)
Power consumption, traction motor, max.	W	2,500	2,500	2,500	2,500
Driving and cleaning speed	mph	3.7 (6 km/h)	3.7 (6 km/h)	3.7 (6 km/h)	3.7 (6 km/h)
Weight (with battery)	lbs	959 - 1,146 (435-520 kg)	959 - 1,146 (435-520 kg)	959 - 1,146 (435-520 kg)	959 - 1,146 (435-520 kg)
Dimensions (L x W x H) (without attachment parts)	inches	65 x 31 x 56 (1,790 x 1,080 x 1,410 mm)	65 x 31 x 56 (1,790 x 1,080 x 1,410 mm)	65 x 31 x 56 (1,790 x 1,080 x 1,410 mm)	65 x 31 x 56 (1,790 x 1,080 x 1,410 mm)
Voltage supply	V	36	36	36	36
Waste container	gallons	2 (7 l)	2.5 (9 l)	-	-

Equipment

Product	Order No.	Description
BR 150 R Bp	9.512-758.0	305 AH Wet Cell Batteries, 36 Volt
BR 150 R Bp	9.512-764.0	305 AH Wet Cell Batteries & Lid with Tank Cleaning System
BR 150 R Bp	9.512-759.0	330 AH AGM Batteries, 36 Volt
BR 150 R Bp	9.512-765.0	330 AH AGM Batteries & Lid with Tank Cleaning System

Accessories

Part no.	Description
■ 4.777-413.0	Squeegee Blade Assembly with 30" brush heads
■ 6.273-209.0	Oil Resistant Squeegee Blades included with 4.777-413.0
■ 4.777-414.0	Squeegee Blade Assembly with 36" brush heads
■ 6.273-252.0	Oil Resistant Squeegee Blades included with 4.777-413.0
■ 5.035-344.0	Yellow Key - Operator
■ 5.035-348.0	Grey Key - Supervisor
■ 4.035-512.0	Tank Lid
■ 4.035-370.0	Faceplate without Quick Fill
■ 8.623-295.0	Off-board 36V, 21 AH Battery Charger - Input 110 Volt
□ 4.035-513.0	Lid with Tank Cleaning System
□ 4.035-345.0	Fresh Water Filling System
□ 4.035-408.0	Yellow Key Set (5)
□ 4.035-406.0	Homebase Box
□ 4.035-514.0	Homebase Mop Kit

■ Included □ Optional ■ Optional Brush Heads

Accessories

Part no.	Description
□ 6.980-077.0	Double Hook
□ 5.035-488.0	Homebase Adapter
□ 6.980-080.0	Bottle Hook
□ 6.980-078.0	Mop Clip
■ 2.763-005.0	30" Disk with Side Skirts
■ 2.763-008.0	36" Disk with Side Skirts
■ 2.763-006.0	30" Roller Brush with Side Skirts and Sweeping Ability
■ 2.763-007.0	36" Roller Brush with Side Skirts and Sweeping Ability

SERVICES

Order No.	Description
□ 7.000-269.0	Fleet Monthly Premium Subscription
■ Included □ Optional	

B 250 R Bp



Powerhouse on three wheels.

The B 250 R scrubber drier is the right alternative for hard surface cleaning of large facilities. The robust tubular steel frame meets even the toughest operational demands. Large batteries and a large water tank guarantee long work intervals. Thanks to the single-button control and the colorful control elements, the machine is especially easy to use.



B 250 R Bp

- Surprising tight turning radius
- Tank filling made easy with the automatic filling system
- Extra large cleaning paths for best in class productivity

+ brush head		R 100	R 120
Working width, brushes	inches	39 (1,000 mm)	47 (1,200 mm)
Working width, vacuuming	inches	42 (1,060 mm)	56 (1,420 mm)
Fresh / dirty water tank capacity	gallons	66 / 66 (250 / 250 l)	66 / 66 (250 / 250 l)
Theoretical / Practical area performance	ft²/h	64,580 / 48,440 (6,000 / 4,500 m²/h)	77,495 / 58,125 (7,200 / 5,400 m²/h)
Water flow max.	gpm	2 (8 l/min)	2 (8 l/min)
Brush speed	rpm	600-1,200	600-1,200
Power consumption, total machine	W	5,200	5,200
Power consumption, traction motor, max.	W	1,600	1,600
Driving and cleaning speed	mph	5 (8 km/h)	5 (8 km/h)
Weight (with battery)	lbs	2,756 (1,250 kg)	2,800 (1,270 kg)
Climbing ability (max)	%	15	15
Dimensions (L x W x H) (without attachment parts)	inches	75 x 42 x 61 (1,900 x 1,060 x 1,550 mm)	75 x 42 x 61 (1,900 x 1,060 x 1,550 mm)
Voltage supply	V	36	36
Waste container	gallons	5 (20 l)	6 (24 l)

Equipment

Product	Order No.	Description
BR 250 R Bp	9.512-757.0	Ride-on scrubber with single piece 640 Ah industrial battery

Accessories

Part no.	Description
■ 4.777-414.0	Squeegee Blade Assembly with R 100 S & D 100 S
■ 6.273-252.0	Oil Resistant Squeegee Blades included with 4.777-414.0
■ 4.777-415.0	Squeegee Blade Assembly with R 120 S
■ 6.273-210.0	Oil Resistant Squeegee Blades included with 4.777-415.0
■ 4.035-345.0	Fresh Water Filling System
■ 9.512-434.0	Single Piece 640 AH Industrial Battery
■ 9.512-415.0	Battery Charger 220 Volt, Single Phase
□ 2.640-720.7	Side Brush (R 100 S head) ++
□ 2.641-277.7	Side Brush (R 120 S head) ++
□ 2.640-938.7	Scrub & Vacuum Kit ++
□ 2.640-884.7	Solution Recycling ++
□ 2.640-897.0	Overhead Guard - Beacon Included - Installed in Canada

■ Included □ Optional ■ Optional Brush Heads

++ Factory installed option. Please contact up to 8 weeks for delivery

□ 2.640-897.7	Overhead Guard - beacon included ++
□ 2.640-935.0	Rotating Beacon Light - Installed in Canada
□ 2.640-935.7	Rotating Beacon Light ++
□ 2.640-887.0	Working Light - Installed in Canada
□ 2.640-887.7	Working Light ++
□ 6.904-356.0	Replacement Filter
■ 2.763-035.0	D 100 S 40" Disk Brush Head
■ 2.763-033.0	R 100 S 40" Roller Brush Head
■ 2.763-034.0	R 120 S 48" Roller Brush Head

■ Included □ Optional ■ Optional Brush Heads

SERVICES

Order No.	Description
□ 7.000-269.0	Fleet Monthly Premium Subscription

Brush Heads

				B 40 C Bp Classic	B 40 C Ep	B 40 C BP	B 40 W BP	B 60 W Bp	B 80 W Bp	B 90 R Adv DOSE	B 150 R Bp	B 250 R
Order #	Description	Length	Squeegee Blade Side Skirt									
Roller Brush Heads												
2.763-020.0	R 45 C	18"										
2.763-022.0	R 45 Ep	18"										
2.763-019.0	R 45 W	18"										
2.763-013.0	R 55 C	22"										
2.763-018.0	R 55 Ep	22"										
2.763-011.0	R 55 W	22"										
2.763-002.0	R 55	22"	4.071-228.0									
2.763-004.0	R 65	26"	4.071-228.0									
2.763-006.0	R 75	30"	4.071-228.0									
2.763-007.0	R 90	36"	4.071-228.0									
2.763-033.0	R 100 S	40"	5.036-713.0									
2.763-034.0	R 120 S	47"	5.036-713.0									
Order #	Description	Diameter	Squeegee Blade Side Skirt	B 40 C Bp Classic	B 40 C Ep	B 40 C BP	B 40 W BP	B 60 W Bp	B 80 W Bp	B 90 R Adv DOSE	B 150 R Bp	B 250 R
Disk Brush Heads												
2.763-023.0	D 43 Bp	17"										
2.763-025.0	D 43 Ep	17"										
2.763-026.0	D 51 Bp	20"										
2.763-028.0	D 51 Ep	20"										
2.763-001.0	D 55	22"	4.071-228.0									
2.763-003.0	D 65	26"	4.071-228.0									
2.763-005.0	D 75	30"	4.071-228.0									
2.763-008.0	D 90	36"	4.071-228.0									
2.763-035.0	D 100 S	40"	5.036-713.0									
Scrubbing and Stripping Head												
2.763-030.0	S 65*											

*Note: Connection kit required

Roller Brush & Disc Pad Colours & Stripping Rollers

Disc brushes and roller brushes come in different colours for easy selection of brushes or discs with the required characteristics: white = soft → the darker the color the harder the brush → black = hard.

Roller brush system BR

Disk system - BD

Brush

Pad

Microfibre

Brush

Pad

Mircrofibre



Basic cleaning

Linoleum	G	G		BK	G	
PVC, vinyl, synthetic resin coatings	G, BK	G		BK	BK	
Dark marble, granite, smooth ground terrazzo	BK	R		BK	BK	
Light/white marble	BK			BK		
Granite, porphyry, stone carpet – structured	O					
Tiles, glazed bricks	G, BK	G		BK	G	
Fine stoneware	G, BK	G	G	BK	G	BL/W
Studded rubber	O					
Carpets	BL			BL/W		

Maintenance cleaning

Linoleum	R	R	G	R	R	BL/W
PVC, vinyl, synthetic resin coatings	R	R	G	R	R	BL/W
Marble, granite, smooth ground terrazzo	R	Y	G	R	R	BL/W
Granite, porphyry, stone carpet – structured	O					
Tiles, glazed bricks	R	R	G	R	R	BL/W
Fine stoneware	R	R	G	R	R	BL/W
Studded rubber	O					

Polishing

Linoleum	W	Y		W, B	B, N	
PVC, vinyl, synthetic resin coatings	W	Y		W, B	B, N	
Marble, granite, smooth ground terrazzo	W	Y		W, B	W, B, N	
Granite, porphyry, stone carpet – structured						
Sealed parquet	W	Y		W	B, N	
Studded rubber	W			W		
Terracotta	W			B		

Interim cleaning

Carpets						BL/W
---------	--	--	--	--	--	------

Brush & Pad colours

W = White, B = Beige, N = Natural, Y = Yellow, BL = Blue, G = Green, R = Red, S = Silver, BK = Black
BR = Bronze, O = Orange, BW = Brown, V = Violet, BL/W = Blue/white (microfibre)

Chemical Free Cylindrical Stripping Roller

Kärcher's new cylindrical stripping rollers use the same technology as the stripping pads however offers several advantages over pads.

- Multi-platform Use
- Up to 5000 ft²
- Uniform Stripping
- Up To 1 Coat Removed Per Pass
- Rotational Force Reduces Pad Loading

Designed for use with several of Kärcher's powerful scrubbers to restore floors with increased productivity and no chemicals:



Cylindrical force removes debris from the roller.



Cylindrical roller and cylindrical pad shaft

16" Chemical Free Cylindrical Roller (2 Required)	8.635-691.0	
16" Cylindrical Pad Shaft (2 required, reusable)	4.762-228.0	
22" Chemical Free Cylindrical Roller (2 Required)	8.635-692.0	
22" Cylindrical Pad Shaft (2 required, reusable)	4.762-415.0	

Roller Brushes

				MACHINES										HEADS									
Order #	Hardness Brush Type	Length	Colour	BR 35/12 C Bp	BR 40/25 C Bp	B 40 C Bp Classic	B 40 C Ep	B 40 C Bp	B 40 W Bp	B 60 W Bp	B 80 W Bp	B 90 R Bp Adv DOSE	B 150 R Bp	B 250 R	R 45 C, Ep, W = 18"	R 55 = 22"	R 55 C,EP,W = 22"	R 65 = 26"	R 75 = 30"	R 90 = 36"	R 100 S = 40"	R 120 S = 47"	
Roller brushes for BR (2 brushes required)																							
4.037-031.0	medium	350 mm	red	Standard																			
4.037-036.0	very soft	350 mm	white	Standard																			
4.037-037.0	high/low	350 mm	orange	Standard																			
4.037-038.0	hard	350 mm	green	Standard																			
4.037-039.0	very hard	350 mm	black	Standard																			
4.762-250.0	very soft	400 mm	white		Standard																		
4.762-274.0	soft	400 mm	natural		Standard																		
4.762-003.0	medium	400 mm	red		Standard																		
4.762-251.0	high/low	400 mm	orange		Standard																		
4.762-252.0	hard	400 mm	green		Standard																		
4.762-405.0	soft	450 mm	white			Standard	Standard	Standard	Standard						Standard								
4.762-392.0	medium	450 mm	red			Standard	Standard	Standard	Standard						Standard								
4.762-406.0	high/low	450 mm	orange			Standard	Standard	Standard	Standard						Standard								
4.762-407.0	hard	450 mm	green			Standard	Standard	Standard	Standard						Standard								
4.762-408.0	very hard	450 mm	black			Standard	Standard	Standard	Standard						Standard								
6.906-977.0	soft	532 mm	white							Standard		Standard				Standard							
6.907-413.0	medium	532 mm	red							Standard		Standard				Standard							
6.906-978.0	high/low	532 mm	orange							Standard		Standard				Standard							
6.906-979.0	hard	532 mm	green							Standard		Standard				Standard							
6.906-980.0	very hard	532 mm	black							Standard		Standard				Standard							
4.762-409.0	soft	550 mm	white			Standard	Standard	Standard	Standard								Standard						
4.762-393.0	medium	550 mm	red			Standard	Standard	Standard	Standard								Standard						
4.762-410.0	high/low	550 mm	orange			Standard	Standard	Standard	Standard								Standard						
4.762-411.0	hard	550 mm	green			Standard	Standard	Standard	Standard								Standard						
4.762-412.0	very hard	550 mm	black			Standard	Standard	Standard	Standard								Standard						
6.906-981.0	soft	638 mm	white							Standard	Standard	Standard						Standard					
6.907-414.0	medium	638 mm	red							Standard	Standard	Standard						Standard					
6.906-982.0	high/low	638 mm	orange							Standard	Standard	Standard						Standard					
6.906-983.0	hard	638 mm	green							Standard	Standard	Standard						Standard					
6.906-984.0	very hard	638 mm	black							Standard	Standard	Standard						Standard					
6.906-985.0	soft	700 mm	white								Standard	Standard	Standard						Standard				
6.907-415.0	medium	700 mm	red								Standard	Standard	Standard						Standard				
6.906-986.0	high/low	700 mm	orange								Standard	Standard	Standard						Standard				
6.906-987.0	hard	700 mm	green								Standard	Standard	Standard						Standard				
6.906-988.0	very hard	700 mm	black								Standard	Standard	Standard						Standard				
6.906-989.0	soft	800 mm	white									Standard	Standard							Standard			
6.907-377.0	medium	800 mm	red									Standard	Standard							Standard			
6.906-990.0	high/low	800 mm	orange									Standard	Standard							Standard			
6.906-991.0	hard	800 mm	green									Standard	Standard							Standard			
6.906-992.0	very hard	800 mm	black									Standard	Standard							Standard			
6.906-993.0	soft	914 mm	white										Standard	Standard							Standard		
6.906-938.0	medium	914 mm	red										Standard	Standard							Standard		
6.906-994.0	high/low	914 mm	orange										Standard	Standard							Standard		
6.906-995.0	hard	914 mm	green										Standard	Standard							Standard		
6.906-996.0	very hard	914 mm	black										Standard	Standard							Standard		
6.906-855.0	soft	1118 mm	white											Standard								Standard	
6.906-853.0	medium	1118 mm	red											Standard								Standard	
6.906-854.0	high/low	1118 mm	orange											Standard								Standard	
6.906-856.0	very hard	1118 mm	black											Standard								Standard	
				Standard											Optional								

Standard

Optional

Roller Pads & Microfibre Roller Sleeves

				MACHINES													HEADS										
Order #	QTY required	Length	Colour	BR 30/4 C	BR 40/10 C	BRS 40/1000 C	BR 40/25 C Bp	B 40 C Bp Classic	B 40 C Ep	B 40 C Bp	B 40 W Bp	B 60 W Bp	B 80 W Bp	B 90 R Bp Adv DOSE	B 150 R Bp	B 250 R	R 45 C, Ep, W = 18"	R 55 = 22"	R 55 C, EP, W = 22"	R 65 = 26"	R 75 = 30"	R 90 = 36"	R 100 S	R 120 S			
Roller Pad Shafts ⁽¹⁾																											
4.762-228.0		400 mm																									
4.762-413.0		450 mm																									
4.762-415.0		550 mm																									
4.762-432.0		532 mm																									
4.762-433.0		638 mm																									
4.762-434.0		700 mm																									
4.762-435.0		800 mm																									
4.762-436.0		920 mm																									
4.762-498.0		1180 mm																									
Brush Type Diameter Colour																											
Roller Pads 20/pkg (requires roller pad shaft)																											
Number of pads machine requires (# shafts X # pads)																	2x40		2x48	2x53	2x60						
6.369-389.0	very soft	105 mm	white																								
6.369-454.0	soft	105 mm	yellow																								
6.369-455.0	hard	105 mm	green																								
6.369-456.0	medium	105 mm	red																								
6.371-076.0	hard	130 mm	green																								
6.371-077.0	medium	130 mm	red																								
Roller Pads, premounted on sleeve (requires roller pad shaft)																											
6.367-105.0	soft	96 mm	yellow																								
6.367-106.0	hard	96 mm	green																								
6.367-107.0	medium	96 mm	red																								
6.369-732.0	soft	96 mm	yellow																								
6.369-733.0	hard	96 mm	green																								
6.369-734.0	medium	96 mm	red																								
QTY required Length Colour																											
Microfibre Roller Sleeves (requires roller pad shaft(s))																											
4.762-453.0 ⁽²⁾	Microfibre	300 mm	white/blue																								
4.114-004.0	Microfibre	400 mm	white/blue																								
4.114-009.0	Microfibre	450 mm	white/blue																								
4.114-010.0	Microfibre	550 mm	white/blue																								
4.114-005.0	Microfibre	532 mm	white/blue																								
4.114-006.0	Microfibre	638 mm	white/blue																								
4.114-007.0	Microfibre	700 mm	white/blue																								
4.114-008.0	Microfibre	800 mm	white/blue																								
⁽¹⁾ 2 required																											
⁽²⁾ complete no shaft required																											

Disk Brushes & Pad Drivers

				MACHINES												HEADS								
Order #	Hardness Brush Type	Diameter	Colour	BD 30/4 C Bp	BD 38/12 C Bp	BD 40/25 C Bp	BD 43/25 C Bp	B 40 C Bp Classic	B 40 C Ep	B 40 C Bp	B 40 W Bp	BD 50/50 C Classic Bp	B 60 W Bp	B 80 W Bp	B 90 R Bp Adv Dose	B 150 R Bp	B 250 R	D 43 = 17"	D 51 = 20"	D 55 = 22"	D 65 = 26"	D 75 = 30"	D 90 = 36"	D100 S = 40"
Disc brushes for BD																								
6.670-127.0	medium	280 mm	red																					
6.907-151.0	medium	385 mm	red																					
6.907-153.0	soft	385 mm	natural																					
6.907-152.0	hard	385 mm	black																					
6.907-154.0	very soft	385 mm	white																					
4.905-003.0	medium	450 mm	red																					
4.905-004.0	soft	450 mm	natural																					
4.905-005.0	very soft	450 mm	white																					
4.905-006.0	hard	450 mm	black																					
4.905-022.0	medium	430 mm	red																					
4.905-023.0	soft	430 mm	natural																					
4.905-024.0	very soft	430 mm	white																					
4.905-025.0	hard	430 mm	black																					
4.905-026.0	medium	510 mm	red																					
4.905-027.0	soft	510 mm	natural																					
4.905-028.0	very soft	510 mm	white																					
4.905-029.0	hard	510 mm	black																					
4.905-014.0	medium	300 mm	red																					
4.905-015.0	very soft	300 mm	natural																					
4.905-016.0	soft	300 mm	white																					
4.905-017.0	hard	300 mm	black																					
4.905-010.0	medium	355 mm	red																					
4.905-011.0	soft	355 mm	white																					
4.905-012.0	very soft	355 mm	natural																					
4.905-013.0	hard	355 mm	black																					
4.905-018.0	medium	385 mm	red																					
4.905-019.0	soft	385 mm	white																					
4.905-020.0	very soft	385 mm	natural																					
4.905-021.0	hard	385 mm	black																					
4.905-003.0	medium	450 mm	red																					
4.905-004.0	very soft	450 mm	natural																					
4.905-005.0	soft	450 mm	white																					
4.905-006.0	hard	450 mm	black																					

			Standard												Optional												
Order #	Diameter	Colour	BD 30/4 C Bp	BD 38/12 C Bp	BD 40/25 C Bp	BD 43/25 C Bp	B 40 C Bp Classic	B 40 C Ep	B 40 C Bp	B 40 W Bp	BD 50/50 C Classic E	B 60 W Bp	B 80 W Bp	B 90 R Bp Adv Dose	B 150 R Bp	B 250 R	D 43 = 17"	D 51 = 20"	D 55 = 22"	D 65 = 26"	D 75 = 30"	D 90 = 36"	D 100 S = 40"				
Pad Driver																											
6.670-129.0	280 mm																										
4.762-445.0	280 mm																										
4.762-446.0	335 mm																										
6.907-150.0	355 mm																										
4.762-447.0	375 mm																										
4.762-533.0	403 mm																										
4.762-491.0	445 mm																										
4.762-493.0	445 mm																										
4.762-534.0	479 mm																										
6.906-334.0	500 mm																										
			Standard												Optional												

Squeegee Bar & Squeegee Blades

				MACHINES												HEADS											
Order #	Length	Colour	Description-see chart	BD 30/4 C	BR 30/4 C	BR 40/10 C	BR-BD 40/25 C Bp	B 40 C Ep, C Bp, W Bp	BD 43/25 C Bp	BD 50/50 C Classic Bp	B 60 W Bp	B 80 W Bp	B 90 R Bp Adv DOSE	B 150 R Bp	B 250 R	R 45 C, Ep, W = 18"	R 55 / D 55, C, EP, W = 22"	R 65 / D 65 = 26"	R 75 / D 75 = 30"	R 90 D 90 = 36"	R 100 S = 40"	R 120 S = 47"	D 43 = 17"	D 51 = 20"	D 100 S = 40"		
Suction Bar Complete																											
4.777-420.0	300 mm																										
4.777-324.0	300 mm	grey																									
4.777-323.0	435 mm	blue																									
4.777-322.0	435 mm	grey																									
4.777-407.0	770 mm																										
4.777-416.0	850 mm																										
4.777-411.0	850 mm	curved																									
4.777-401.0	850 mm	straight																									
4.777-412.0	940 mm																										
4.777-413.0	1060 mm																										
4.777-414.0	1160 mm																										
4.777-415.0	1400 mm																										
Squeegees for suction bars																											
6.670-234.0		transparent	B																								
6.273-353.0	790 mm	blue	A																								
6.273-254.0	790 mm	transparent	B																								
6.273-262.0	790 mm	beige	C																								
6.273-207.0	890 mm	transparent	B																								
6.273-229.0	890 mm	transparent	C																								
6.273-213.0	890 mm	blue	A																								
6.273-290.0	890 mm	transparent	D																								
6.273-208.0	960 mm	transparent	B																								
6.273-205.0	960 mm	transparent	C																								
6.273-214.0	960 mm	blue	A																								
6.273-291.0	960 mm	transparent	D																								
6.273-206.0	1080 mm	transparent	C																								
6.273-209.0	1080 mm	transparent	B																								
6.273-215.0	1080 mm	blue	A																								
6.273-293.0	1080 mm	transparent	D																								
6.273-252.0	1210 mm	transparent	B																								
6.273-296.0	1210 mm	transparent	D																								
6.273-210.0	1420 mm	transparent	B																								
				Standard												Optional											

Description Chart

Code	Description	Floor type
A	Grooved, made of natural rubber	Sensitive floors
B	Grooved, oil-resistant polyurethane	All floor types
C	Slotted, oil-resistant, polyurethane, anti s	Sensitive floors
D	Closed, oil-resistant	Structured floors

EB 30/1



For fast & efficient sweeping.

Whisper-quiet electric broom for discrete and quick interim cleaning. Features Ni-Cad battery technology allows for long operating times - 30 minutes on carpets and up to 45 minutes on hard surfaces. Designed for commercial-duty, the EB 30/1 is durable and ergonomic. Includes one battery and charger.

Li-thium version coming Q2 2017.

EB 30/1

- Cordless electric sweeper designed for commercial applications
- Powerful, rechargeable battery provides for up to 45mn of operation on hard surface and up to 30mn on carpet
- Extremely quiet operation allows for cleaning even during business hours
- Optional high speed battery charger available for complete charging in 50mn

Technical data

Working width	in (mm)	12" (300)
Container capacity	Gal (l)	.26 (1)
Noise level	dBA	56
Operating time (carpet/hard surface)	mn / mn	30 / 45
Battery charging time	h	12
Weight	lbs (kg)	5 (2.3)
Dimensions (L x W x H)	in (mm)	9.8" x 11.8" x 43.3" (250 x 300 x 1100)

Equipment

Product	Order No.	Description
EB 30/1	1.545-121.0	12" Ni-Cad battery-operated sweeper

Accessories

	Order No.	Description
■	4.654-259.0	Ni-Cad battery
■	6.646-670.0	Battery charger
■	4.762-400.0	Replacement Roller Brush, Packaged
□	4.762-401.0	Roller Brush, Red, For Hard Surfaces
□	6.654-197.0	Rechargeable battery charger - For charging Kärcher rechargeable battery packs Ni-Cad, NiMH and Li-Ion type
■	6.654-359.0	Battery Li Adv 2,6 Ah
■	6.645-839.0	Charger Li-thium
□	4.654-031.0	Replacement bundle

■ Included □ Optional

KM 70/20 C



Lightweight and simple – for quick clean-ups.

The KM 70/20 C is ideal for sweeping small areas indoors and outdoors. It cleans better and faster than a broom and is almost dust-free thanks to the controlled air flow and integrated dust filter.

KM 70/20 C

- 28" cleaning path
- Roller broom driven via both wheels
- Direct-throw sweeping
- Limited slip differential drive system
- Adjustable side broom and roller broom

KM 70/20 C 2SB

- 38" cleaning path
- Roller broom driven via both wheels
- Direct-throw sweeping
- Limited slip differential drive system
- Adjustable side broom and roller broom

Technical data

Working width	in	18.8 (480 mm)	18.8 (480 mm)
Working width with 1 side broom	in	28 (700 mm)	–
Working width with 2 side brooms		–	38 (960 mm)
Drive		manual	manual
Max. area performance	ft² / hr	30,000	39,600
Sweeping method		Direct throw	Direct throw
Waste container	gal	11 / 1.5 cubic ft / (42 l)	11 / 1.5 cubic ft / (42 l)
Weight	lbs	51 (23 kg)	57 (26 kg)
Dimensions (L x W x H)	in	51.2" x 30.14" x 40.7" (1300 mm x 850 mm x 1050 mm)	51.2" x 37.8" x 40.7" (1300 mm x 960 mm x 1050 mm)

Equipment

Product	Order No.	Description
KM 70/20 C	1.517-106.0	28" walk-behind sweeper
KM 70/20 C 2SB	1.517-107.0	38" walk-behind sweeper

Accessories

Order No.	Description
■ 6.966-005.0	Standard Side Broom
■ 6.906-041.0	Standard Main Broom
■ 5.731-642.0	Dust Filter
□ 6.903-999.0	Hard Main Broom- for stubborn soil and heavier objects
□ 6.903-995.0	Soft Main Broom- for fine dust indoor applications
■ Included □ Optional	

KM 70/30 C Bp Adv



Compact, convenient and universal.

The extremely compact and efficient KM 70/30 C Bp Adv sweeps silently. Main roller broom and side broom with electric drive – cleans right into the corners, suitable for indoor and outdoor use.

KM 70/30 C Bp Adv

- 28" Cleaning path
- Vacuum dust control
- Electrically powered main roller broom and side broom
- Continuously adjustable roller broom and side broom

Technical data

Working width	18.8" (480 mm)
Working width with 1 side broom	28" (700 mm)
Drive	Battery
Power	12 V / 150 W
Max. area performance	30,100 ft ² / hr
Waste container	11 gallon / 1.5 cubic ft / (42 l)
Filter area	945 in ² (0.61 m ²)
Charging time rechargeable battery	12 hr
Operating time	3.5 hr
Weight	105 lbs (48 kg) without batteries
Dimensions (L x W x H)	48.8" x 28" x 45.2" (1240 mm x 710 mm x 1150 mm)

Equipment

Product	Order No.	Description
KM 70/30 C Bp Adv	9.512-556.0	28" walk-behind sweeper

Accessories

	Order No.	Description
■	6.906-041.0	Standard Main Broom
■	6.966-005.0	Standard Side Broom
■	6.904-367.0	Flat Pleated Dust Filter (99.5% efficient)
■	9.512-555.0	Automatic 12V 6 Amp Battery Charger
□	6.903-999.0	Hard Main Broom- for stubborn dirt and heavier objects
□	6.903-995.0	Soft Main Broom- for indoor fine dust and carpet sweeping
■ Included □ Optional		

KM 75/40 W Bp



Clean entry into the walk-behind class.

Compact and agile, the KM 75/40 W Bp cleans small to medium-sized areas with excellent results. With convenient traction drive and powerful vacuum system, available with silent battery-powered motor.

KM 75/40 W Bp

- Waste container with trolley grip
- Roller broom changeover without tools
- Efficient filter cleaning system with clean filter replacement without tools

Technical data

Working width with 1 side broom	30" (750 mm)
Drive	DC motor; .5 hp / 400 W
Max. area performance	36,328 ft ² / hr
Waste container	10.5 gallon / 1.4 cubic ft / (40 l)
Power source	2 x 12 V 70 ah AGM batteries
Sweeping method	Overthrow
Climbing ability	12 %
Working speed	2.8 mph (4.5 km / h)
Filter area	2,790 in ² (1.8 m ²) - flat, pleated with manual shaker
Weight	172 lbs (78 kg) without batteries
Dimensions (L x W x H)	56" x 30" x 46.5" (1430 mm x 780 mm x 1180 mm)

Equipment

Product	Order No.	Description
KM 75/40 W Bp	9.512-603.0	30" Sweeper with 85 AH Batteries
KM 75/40 W Bp	9.512-700.0	30" Sweeper with 85 AH AGM Batteries

Accessories

	Order No.	Description
■	6.906-132.0	Standard Side Broom
■	6.906-884.0	Standard Main Broom
■	5.731-635.0	Flat Pleated Dust Filter (99.5% efficient)
■	9.512-348.0	Automatic 24 volt, 10 amp battery charger (with std battery pack)
■	9.512-411.0	Automatic 24 volt, 10 amp AGM charger (with AGM battery option)
□	6.906-886.0	Soft Main Broom - for extreme fine dust indoor applications
□	6.905-625.0	Hard Side Broom - for stubborn soil and heavier objects
□	6.906-885.0	Hard Main Broom - for stubborn soil and heavier objects
□	6.905-626.0	Soft Side Broom
□	6.906-950.0	Anti-static Carpet Broom
□	2.641-571.0	Carpet Wheel Kit includes anti-static broom, wide front wheel & Lint Screen ++

■ Included □ Optional

KM 85/50 W Bp Adv

34" Walk-Behind Sweeper

The KM 85/50 W was designed to yield ride-on productivity at a walk-behind size and price. Our battery version is ideal for indoor facilities where there is a mixture of congested areas and open spaces such as aisles. An ideal choice for locations where a rider sweeper is too big, but available walk-behind choices are too small. (Brush substitution allowed; price will be adjusted to reflect change. Sorry, we cannot exchange used brushes.)



KM 85/50 W Bp Adv

- 34" cleaning path
- Forward traction drive
- Low weight and low noise level operation

Technical Data

Cleaning Width	in.	34
Productivity	sq. ft. hr.	50,860
Hopper Size	gal.	13.2
Main Broom Length	in.	24
Side Broom Diameter	lbs.	390 including batteries
Length	in.	53.3
Width	in.	35.8
Height	in.	45.2
Voltage	V	24

Equipment

Product	Order No.	Description
KM 85/50 W Bp Adv	9.512-497.0	KM 85/50 W Bat with 105 AH Batteries (type 31)

Accessories

Part No.	Description
■ 6.906-132.0	Standard Side Broom - suitable for most sweeping applications
■ 6.906-508.0	Standard Main Broom - suitable for most sweeping applications
■ 5.731-585.0	Flat Pleated Dust Filter (99.5% efficient, waterproof)
■ 9.512-348.0	Automatic 24 volt, 10 amp. battery charger
□ 6.906-557.0	Soft Main Broom - for extreme fine dust indoor applications
□ 6.906-558.0	Hard Main Broom - for stubborn soil and heavier objects
□ 6.905-626.0	Soft Side Broom - for stubborn soil and heavier objects
□ 6.905-625.0	Hard Side Broom - for stubborn soil and heavier objects
■ Included □ Optional	

KM 100/100 R Bp



The smart way to sweep

A KM 100/100 R Bp excels in locations where fine dust control is important. A large cylindrical filter effectively contains the toughest dust imaginable. Variable speed in forward and reverse, up-front seating for safety around ends of aisles make this a perfect warehouse sweeper that fits easily into most sweeping budgets. For indoor and outdoor use. (Brush substitutions allowed; price will be adjusted to reflect change. Sorry, we cannot exchange used brushes.)

KM 100/100 R Bp

- Impact protection ideal for area with obstacles
- Large filter area with automatic filter cleaning system
- Filter and roller brush easy to remove without tools for flexible maintenance
- Clear and logical arrangement of all control panels for ease of use

Technical Data

Cleaning Width	in.	40
Productivity	sq. ft. hr.	83,960
Hopper Size	gal.	2 x 13.2
Main Broom Length	in.	27.55
Side Broom Diameter	in.	17.32
Weight	lbs.	1190 lbs. with batteries
Length	in.	79.0
Width	in.	39.6
Height	in.	53.2

Equipment

Product	Order No.	Description
KM 100/100 R Bp	9.512-498.0	40" ride-on sweeper - 305 AH Batteries, 40 AH charger

Accessories

Part No.	Description
■ 6.905-986.0	Side Broom
■ 6.906-375.0	Main Broom
■ 6.414-532.0	Cylindrical Dust Filter
■ 9.512-416.0	Automatic 24 volt, 30 amp battery charger
□ 6.906-133.0	Soft Side Broom- for extremely fine dust
□ 6.906-065.0	Hard Side Broom - for stubborn soil or heavy debris
□ 6.906-533.0	Soft Main Broom - for light sand or fine powder
□ 6.906-534.0	Anti-static Main Broom- for carpet vacuuming
□ 6.906-532.0	Hard Main Broom - for stubborn soil or heavy debris
□ 2.851-050.7	Left Side Broom Factory installed ONLY ++
□ 2.641-688.0	Remote Vacuum Wand Kit (Bat- installation extra charge) *
□ 2.640-496.7	Overhead guard (includes beacon) ++

■ Included □ Optional

++ Factory installed option. Please contact up to 8 weeks for delivery.

KM 105/110 R Bp



Top Performance in a compact, maneuverable unit

Kärcher's pioneering KM 105 ride-on sweeper features an innovative combination of technology and functionality for an intelligent solution to your cleaning needs. The control panel's ergonomic layout is simple to use, with smartly grouped controls that promote intuitive operation. The KM 105 delivers excellent cleaning performance and is easy to service, making this ride-on sweeper a great addition to your cleaning operation.

KM 105/110 R Bp

- Single front wheel steering make it very maneuverable
- Main broom positioned behind the rear wheels to protect it
- Clear and logical arrangement of all control panels for ease of use

Technical data

Engine performance	hp	2.0 (1.44 kW)
Travel speed	mph	3.7 (6 km/h)
Turning radius	feet	< 6.6 (2 m)
Sweeping width	inches	25 (640 mm)
Sweeping width with 1 side brush / 2 side brushes	inches	41 (1050 mm) / 55 (1400 mm)
Waste container capacity	gallons	29 (110 l)
Max. unloading height	inches	61 (1.55 m)
Climbing ability (max)	%	12
Area performance 2 side brushes (right + crescent)	ft²/h	67800 (6300 m²/h)
Area performance 3 side brushes (right + left + crescent)	ft²/h	90400 (8400 m²/h)

Equipment

Product	Order No.	Description
KM 105/110 R	9.512-804.0	with 305 Ah wet battery
KM 105/110 R	9.512-803.0	with 330 Ah AGM battery

Standard Accessories (included)

Order No.	Description	Image
4.762-523.0	Main Roller Brush, soft, natural bristles, 25" (640mm)	1
6.966-065.0	Side Brush, soft - standard for Bp machine	
6.907-352.0	TACT Filter (2 required)	2
2.851-683.0	Pneumatic Tires, standard for BP machine (set of 2)	3

Optional Accessories

Order No.	Description	Image
4.762-524.0	Main Roller Brush, hard, 25" (640mm)	
6.906-705.0	Side Brush, hard	
4.762-529.0	Main Roller Brush, 25" (640 mm)	
6.966-063.0	Side Brush, normal hardness	
2.851-685.0	Wheel, solid rubber, non-marking (set of 2)	
2.851-261.0	Overhead Guard	4
2.851-381.0	Comfort Seat	5
2.852-059.0	Working Lights	6
2.852-057.0	Warning Beacon, on post	7
2.852-058.0	Warning Beacon, on overhead guard	8
2.640-908.0	Litter picker	

Left Side Broom - Factory installed option. Please allow up to eight weeks for delivery.



KM 125/130 R Bp



NEW

User-friendly combined with efficiency.

With a working width of 67", this sweeper is a high area performance machine. Thanks to a hydraulic front-wheel drive, it turns on the spot in corridors as narrow as 6.5' and effortlessly sweeps out corners with the unique sweeping crescent brush. The main sweeper roller is positioned on the rear axle to prevent contact of the sweeping system with obstacles. A new feature is the fully automatic and permanent filter cleaning system using blasts of compressed air.

Shown with optional hard roller brushes and additional left side brush.



KM 125/130 R Bp

- Easy roller brush replacement without tools
- Fully hydraulic drive and sweeping system
- Triple Tact system for ultimate filter cleaning

Technical data

Motor rating	kW	2.5
Power - Drive motor	V / W	24 / 1,000
Max. area performance	ft² / h	32,808 (10,000 m²/h)
Working width - main brush	inches	35 (880 mm)
Working width with 2 side brushes	inches	67 (1700 mm)
Waste container capacity	gallons	34 (130 l)
Climbing capacity	%	12
Working speed	mph	5 (8 km/h)
Filter area	ft²	59 (5.5 m²)
Turning circle (minimum)	inches	87 (2.20 m)
Running time	hours	3-4
Weight	lbs.	2,028 (920 kg incl. Battery)
Dimensions (L x W x H)	inches	71" x 49" x 57" (1800 mm x 1250 mm x 1450 mm)


Equipment

Product	Order No.	Description
KM 125/130 R Bp	9.512-515.0	KM 125/130 R Bp (360 Ah Wet)
KM 125/130 R Bp	9.512-514.0	KM 125/130 R Bp (312 Ah AGM)

Order No.	9.512-515.0	9.512-514.0
Comfort seat	■	■
Pneumatic tires (2 required)	■	■
Side brush, regular	■	■
Tact filter cleaning system (3 required)	■	■
Front/Rear working lights	■	■
Main Roller Brush, regular, 35" (880 mm)	■	■
Battery, 6V, 360Ah Wet (4 required)	■	
Battery, 6V, 312Ah AGM (4 required)		■
Battery charger, 24V, 25A - for Wet & AGM batteries	■	■

■ Included in delivery. Available accessories (see next page).

Accessories



Standard Accessories (included)

Order No.	Description	Image
4.762-525.0	Main Roller Brush, regular, 35" (880 mm) - standard for Bp machine	
6.966-063.0	Side Brush, regular	
6.435-833.0	Pneumatic Tire, Rear (2 required)	
2.851-381.0	Comfort Seat	
4.730-004.0	TACT Filter (3 required)	
2.852-059.0	Front/Rear Working Lights	
9.512-813.0	Battery, 6V, 360Ah Wet (4 required)	
9.512-731.0	Battery, 6V, 312Ah AGM (4 required)	
8.623-294.0	Battery charger, 24V, 25A standard - for Wet and AGM batteries	

Optional Accessories

Order No.	Description	Image
4.762-527.0	Main Roller Brush, hard, 35" (880 mm) (solid black color)	
4.762-526.0	Main Roller Brush, soft, 35" (880 mm) (solid yellow color)	1
6.906-705.0	Side Brush, hard (solid black color)	2
6.966-065.0	Side Brush, soft (solid yellow color)	
4.035-374.0	Home Base Kit	
6.435-746.0	Rubber Tire, Rear non-marking (2 required)	
6.435-439.0	Rubber Tire, Rear solid (2 required)	3
8.641-384.0	Overhead Guard (factory install only)	4
8.641-386.0	Overhead Guard w/Warning Beacon (factory install only)	5
8.641-385.0	Warning Beacon, post mount (factory install only)	6
8.640-208.0	Seat Belt	

SERVICES

Order No.	Description
<input type="checkbox"/> 7.000-269.0	Fleet Monthly Premium Subscription
■ Included <input type="checkbox"/> Optional	

KM 130/300 R Lpg



High capacity and power for heavy-duty use.

This powerful sweeper with fully hydraulic traction drive and sweeping system cleans all industrial surfaces effortlessly – from fine dust to construction waste. High working and transport speed and simple no-tools brush roller replacement shorten prep times and increase efficiency. The Lpg version KM 130/300 R ensures professional cleanliness even in noise-sensitive indoor areas.



KM 130/300 R Lpg

- Easy roller brush replacement without tools
- Fully hydraulic drive and sweeping system
- High working and transport speed

Technical data

Drive		Four-stroke Lpg engine - Kubota
Power		17.5 kW
Max. area performance - 2 SB	ft² / h	139,932 (13,000 m²/h)
Working width - main broom	inches	39 (1000 mm)
Working width with 1/ 2 brushes	inches	51 (1300mm) / 61 (1550 mm)
Waste container capacity	gallons	81 (300 l)
Climbing capacity	%	18
Working speed	mph	6 (10 km/h)
Filter area	ft²	59 (5.5 m²)
Weight	lbs.	1,875 (850 kg)
Dimensions (L x W x H)	inches	81" x 52" x 56" (2150 mm x 1330 mm x 1430 mm)

Equipment

Product	Order No.	Description
KM 130/300 R Lpg	9.841-398.0	51" ride-on sweeper with Lpg engine

Standard Accessories (included)

Order No.	Description	Image
6.987-438.0	Main Roller Brush, regular, 39" (1000 mm) - standard for Bp machine	1
4.515-328.0	Front Wheel, solid rubber, puncture-proof, non-marking (set of 2)	
6.988-158.0	Flat pleat filter, green, standard	
6.987-083.0	Side Brush, regular	

Optional Accessories

Order No.	Description	Image
6.987-439.0	Main Roller Brush, hard, 39" (1000 mm)	2
6.987-460.0	Main Roller Brush, soft, 39" (1000 mm)	
6.987-440.0	Main Roller Brush, soft, natural 39" (1000 mm)	
8.638-972.0	Left Side Broom Kit. Factory install only.	
6.987-519.0	Flat pleat filter, white	3
4.515-332.0	Front Wheel, pneumatic (set of 2)	
8.636-955.0	Overhead Guard. Factory install only.	
8.636-956.0	Overhead Guard w/windscreen & wiper. Factory install only.	
8.636-889.0	Dust control cover for side brush. Factory install only.	4
6.905-773.0	Side Brush, hard	
6.905-620.0	Side Brush, soft	
6.905-619.0	Side Brush, hard steel bristles	
8.636-953.0	Front/Rear Light kit. Factory install only.	5
8.636-957.0	Closed Cab w/plastic curtains. Factory install only.	
8.640-256.0	Comfort Seat	
8.640-208.0	Seat Belt	
8.638-973.0	Water spray dust control system. Factory install only.	



KM 150/500 R Lpg



Maximum performance for the toughest jobs.

Built up for the toughest jobs with its robust steel chassis, durable and reliable components and an outstanding dust filter system, this machine fits well in heavy duty industrial environments. If a low noise level or emission-free work is required the LPG version is the only one in the market in this size range. The KM 150/500 enables high working and transport speeds, low-maintenance, fully hydraulic traction drive and sweeping system.



KM 150/500 R Lpg

- Easy roller brush replacement without tools
- Fully hydraulic drive and sweeping system
- High working and transport speed

Technical data

Drive		Four-stroke Lpg engine / Kubota
Power		22 KW
Max. area performance - 2 SB	ft ² / h	193,752 (18,000 m ² /h)
Working width - main broom	inches	47 (1200 mm)
Working width with 1/ 2 brushes	inches	59 (1500 mm) / 71 (1800 mm)
Waste container capacity	gallons	132 (500 l)
Climbing capacity	%	18
Working speed	mph	7 (12 km/h)
Filter area	ft ²	75 (7 m ²)
Weight	lbs.	3,119 (1,415 kg)
Dimensions (L x W x H)	inches	96" x 61" x 65" (2442 mm x 1550 mm x 1640 mm)

Equipment


Product	Order No.	Description
KM 150/500 R Lpg	9.841-404.0	59" ride-on sweeper with Lpg engine

Standard Accessories (included)

Order No.	Description	Image
	Warning Beacon	1
6.987-083.0	Side Brush, regular	
6.987-085.0	Main Roller Brush, regular, 47" (1200 mm) - standard for Bp machine	
4.515-329.0	Front Wheel, solid rubber, puncture-proof (set of 2)	
6.988-159.0	Flat pleat filter, green, standard	

Optional Accessories

Order No.	Description	Image
6.905-773.0	Side Brush, hard	
6.905-620.0	Side Brush, soft	
6.905-619.0	Side Brush, hard steel bristles	
8.636-953.0	Front/Rear Light kit. Factory install only.	2
8.640-256.0	Comfort Seat	
8.640-208.0	Seat Belt	
6.987-436.0	Main Roller Brush, hard, 47" (1200 mm)	
6.987-437.0	Main Roller Brush, soft, natural 47" (1200 mm)	
8.636-989.0	Left Side Broom kit. Factory install only.	3
6.987-177.0	Flat pleat filter, white	
8.638-992.0	Dust control cover for side brush. Factory install only.	4
8.638-990.0	Overhead Guard. Factory install only.	5
8.638-991.0	Overhead Guard w/windscreen & wiper. Factory install only.	
8.638-975.0	Water spray dust control system (factory install only)	



ECO! T11 Bp CartVac



Daytime cleaning redesigned.

The Kärcher ECO! T11 Bp Liner CartVac is a professional mobile cleaning solution designed with an integrated vacuum. The clean design of the Kärcher CartVac allows for organized storage of cleaning supplies, providing a more professional appearance than today's janitorial carts.



ECO! T11 Bp Liner Deluxe

- Trash can and Home Base included
- 10-quart vacuum bag capacity
- 20 feet, 4:1 flex hose for maximum reach
- Large 12" wheels for added mobility

Technical data

Air flow rate	cfm	85
Vacuum (WC)	inches	65
Trash container capacity	gallons	40
Vacuum bag capacity	quart	10
Max power rating	W	500
Voltage	V	120
Power cord length	feet	20
Weight (without accessories)	lbs.	194
Operating noise level	dBA	58 at wand, 53 at machine body
Dimensions (L x W x H)	inches	46 x 25 x 43

Equipment

Product	Order No.	Description
ECO! T11 Bp Liner Deluxe	1.013-101.0	Cart Vac mobile cleaning solution

Accessories

	Part No.	Description
■	6.907-410.0	Floor tool
■	6.903-403.0	Crevice tool
□	8.634-487.0	Upholstery tool
□	8.619-885.0	10-quart paper bags, 10-count
□	8.637-463.0	Battery
□	8.640-211.0	Cloth vacuum bag
□	6.980-078.0	Home Base mop/broom clip
□	8.640-187.0	Trash can, 40-gallon
□	8.640-189.0	Home Base supply pouch

■ Included □ Optional

AP 100/50 M



Multi-surface Cleaning Machine

Dramatically increase your appearance levels and sanitation standards without increasing cost. Our AP 100/50 M multi-surface machine makes this possible by conquering numerous cleaning challenges with surprising efficiency and impressive speed, including carpet and grouted areas. The large 29 gallon solution tank means less filling and emptying, more cleaning.

AP 100/50 M

- Detergent is delivered via high-pressure pump and can be added via a dosage selector
- 30 ft high-pressure hose for large action radius
- 26 gal water tank, mobile use and independent of water supply
- Including vacuum function, can be operated by 2 persons at the same time

Technical Data

Pump pressure	psi	100 - 200 (low), 700 - 900 (high)
Solution flow	gpm	Adjustable, 0.66 - 1.25
Vac motor	W	900
Solution capacity	gal (l)	26 (100)
Recovery capacity	gal	19
Electrical system		12V 14.3 amp
Hose length	ft (m)	30 (15)
Power cord	ft	50
Weight	lbs	210
Dimensions (L x W x H)	in	36" x 24.75" x 43"

Equipment

Product	Order No.	Description
AP 100/50 M	1.007-080.0	Multi-surface cleaning machine - pressure washer and wet/dry vac

Accessories

Part No.	Description	Part No.	Description
■ 8.625-768.0	Regular Wand	□ 8.600-048.0	Grout Cleaner Tool
■ 8.624-018.0	Vacuum Hose - 30'	□ 8.628-455.0	Carpet Cleaner Tool
■ 8.625-762.0	Wheeled Squeegee	□ 8.628-339.0	Utility Accessory Bag
■ 8.630-188.0	Spray Gun	□ 8.630-254.0	Hose Storage Rack Kit
■ 8.620-035.0	High pressure hose 25'	□ 8.607-052.0	Chemical Cover
■ 8.625-767.0	Scrub brush	□ 8.604-129.0	Low Flow Spray Gun
■ 8.625-765.0	Scrub brush handle	□ 8.625-762.0	Wheeled Squeegee
■ 8.625-764.0	Gulper Floor Drain Tool	□ 8.625-763.0	Wheeled Brush
■ 8.625-766.0	Hand Squeegee Tool (glass & mirrors)	□ 8.625-770.0	Dust Brush
□ 9.840-620.0	Multi-surface Cleaning Kit	□ 8.623-613.0	Wet/Dry Filter
□ 8.632-584.0	Dry Clean Kit (wet dry filter, dust brush, wheeled brush)		
□ 8.604-130.0	High Pressure Wand		

■ Included □ Optional

PS 4/7 Bp Mister



Prevention is the best medicine.

Achieve a higher level of efficacy with the Kärcher PS 4/7 Bp Mister. This hospital-grade misting system is specifically designed for use with Vital Oxide® disinfectant. Reduce the risks of Health Care Acquired Infections by killing virus, bacteria and mold faster, safer and quieter.

PS 4/7 Bp Mister

- Complete non rinsing disinfection system
- Ideal for high risks area (Hospitals, clinics, nursing homes, schools, day care and transportation)
- Portable: rechargeable 12-volts system provides 8h of use and recharges in 3h
- Whisper quiet. Designed to provide operation without disturbing people around you.

Technical data

Pressure	PSI	100
Solution spray rate	gpm	.05
Continuous spray time (one battery wcharge)	hours	18
Voltage	volts	12
Wheels	inches	3
Compact height for storage/transport	inches	22.5
Sound level	dBA	30
Weight (including battery)	lbs	32
Dimensions (L x W x H)	inches	19" x 13.5" x 39.5"

Equipment

Product	Order No.	Description
PS 4/7 Bp Mister	1.007-082.0	Disinfection system

Accessories

Part No.	Description
■ 8.639-056.0	Gun assembly
■ 8.637-980.0	AGM battery, 12V
■ 8.639-048.0	Battery charger, 12V
□ 8.639-559.0	Vital Oxide®, 4 gallon - case - available in Canada only

■ Included □ Optional

Vital Oxide® hospital disinfectant

- No rinse sanitizer for food contact surfaces (D2).
- Kills harmful bacteria, mold and mildew, deodorizes and eliminates allergens.
- Registered as a carpet disinfectant and recognized by CRI to be safe on carpets.
- EPA Reg. No. 82972-1 EPA Est. No. 85804-NC-1 EPA Est. No. 29909-CA-1 (See batch code for actual (establishment number))
- Represented in Canada by Halifax International Trading Inc. S1394 Pineway Court, Oakville Ontario L6M 2H3 (DIN 24422654)



SG1 C Bp Gum Remover

Turn up the heat on removing gum once and for all.

The Kärcher SG1 C Bp is the innovative new solution that vaporizes gum with heat. Safe to use on stone, concrete and even carpet. Great for maintaining shopping malls, schools, train stations, airports and supermarkets.



SG1 C Bp

- Easy to carry around (light weight)
- No cords to ensure safety and convenience
- Lithium battery
- No harsh residue-safe on all surfaces

Technical data

Run time	hours	4
Weight	lbs	11
Dimensions (L x W x H)	inches	4.5 x 13 x 20.5

Equipment

Product	Order No.	Description
SG1 C Bp	1.013-104.0	Gum remover, 11 lbs. with 4 hour run time

Accessories

Part No.	Description
<input type="checkbox"/> 8.639-871.0	Service pack includes 2 LPG gas cartridges, 4 bottles of chemical and 2 black (stainless steel) brushes. Hours of operation: 8-9.
<input type="checkbox"/> 8.640-135.0	Stainless Steel Brushes - 2 pack replacement stainless steel brushes (black)
<input type="checkbox"/> 8.640-136.0	Polypropylene Brushes - 2 pack polypropylene brushes (green), for carpet and material

■ Included □ Optional

SG3 Bp Gum Remover

Gum removal – incredibly convenient and safe.

The Kärcher SG3 Bp series is powered by a single lithium ion battery, these gum removers are quiet and offer up to 8 hours of uninterrupted operation. They remove gum in 4-6 seconds and are safe to use on stone, concrete and even carpet. Great for maintaining shopping malls, schools, train stations, airports, hotels, hospitals, restaurants and supermarkets.



NEW

SG3 Bp

- 2 brushes for multiple applications
- No cords to ensure safety and convenience
- Long-life lithium battery
- No harsh residue-safe on all surfaces

Technical data

Run time	hours	3.5 (on single charge) 5 (quick charge)
Weight	lbs	24 (including battery)
Dimensions (L x W x H)	inches	17.1 x 13.8 x 14.6

Equipment

Product	Order No.	Description
SG3 Bp	1.013-105.0	Gum remover, 24 lbs (including battery) with 3.5 hour run time

Accessories

Order No.	Description
<input type="checkbox"/> 8.639-871.0	Service pack includes 2 LPG gas cartridges, 4 bottles of chemical and 2 black (stainless steel) brushes. Hours of operation: 8-9. (for SG1 C Bp)
<input type="checkbox"/> 8.640-135.0	Stainless Steel Brushes - 2 pack replacement stainless steel brushes (black) (for SG1 C Bp)
<input type="checkbox"/> 8.640-136.0	Polypropylene Brushes - 2 pack polypropylene brushes (green), for carpet and material (for SG1 C Bp)
<input type="checkbox"/> 8.641-480.0	Chemical Bottle (case of 20) 90 mL. (for SG3 Bp)
<input type="checkbox"/> 8.641-478.0	Nylon Brush (set of 20) (for SG3 Bp)
<input type="checkbox"/> 8.641-479.0	Brash Brush (set of 20) (for SG3 Bp)





■ Included □ Optional

DETERGENTS

Cleaning agents for floor care.

Kärcher cleaning agents are highly effective and help make your work easier and faster. Less time and effort is needed to achieve an optimum cleaning performance. Cleaning agents perfectly complement the machine to ensure the best possible protection of the surfaces being cleaned.



	Product description	Application	Primary mixture	Container	Order No.
	Kärcher Neutral Floor Cleaner is designed for everyday floor cleaning of hard floors with finish or high polish stone. Excellent no-rinse formula is designed to pick up soil and leave a no streak finish. Phosphate free and low-foaming formula.	Daily cleaning on finished/non-finished floors. Safe on tile, stone, wood	128:1	4 x 1 gal ¹⁾	8.698-102.0
				5 gal ¹⁾	8.698-103.0
				55 gal drum ¹⁾	8.698-104.0
	Kärcher Warehouse Floor Cleaner picks up and suspends grit and dense concrete-type soils associated with warehouse floors. Eliminates chalking residues that high-alkaline formulas can cause. Low-foaming formula.	Daily cleaning on warehouse floors. Safe on polished concrete	128:1	5 gal ²⁾	8.698-107.0
				55 gal drum ²⁾	8.698-108.0
				275 gal tote ²⁾	8.698-109.0
	Kärcher Shop Floor Cleaner is designed to break up and lift petroleum based, greasy soils commonly found in mechanical shops and automotive service centers. Will not harm epoxy finishes and is safe and effective. Phosphate free and low-foaming formula.	Daily cleaning in mechanical/automotive shops, industrial environments	128:1	5 gal ²⁾	8.698-105.0
				55 gal drum ²⁾	8.698-106.0
	Kärcher General Purpose Cleaner is formulated to provide a low-foaming detergent for safe removal of dirt and grime off a broad range of surfaces. It is formulated to pass through a pressure washer without damaging the high-pressure pump. Phosphate free and low-foaming formula.	Ideal for for power washing around a home or shop, including exterior walls, decks, driveways, and roofs. It is also effective in cleaning machinery, equipment, cars, RVs, and trucks. - Safe cleaning indoors or outdoors	130:1	5 gal ²⁾	9.803-789.0
				55 gal drum ²⁾	9.803-791.0

¹⁾ Can be shipped via UPS

²⁾ Cannot be shipped via UPS

RED CARPET




For facility maintenance professionals.

Red Carpet chemicals are a comprehensive line developed specifically to clean your carpets and protect your equipment.

Accessories

Part No.	Description	
8.695-207.0	Red Carpet Super Pre-Spray, 4 x 1 Gal., Case	
8.695-208.0	Red Carpet Pre-Spray For Olefin Carpet, 4 x 1 Gal., Case	
8.695-209.0	Red Carpet Super Conditioning Rinse, 4 x 1 Gal., Case	
8.695-210.0	Red Carpet Extraction Cleaner, 4 x 1 Gal., Case	
8.695-211.0	Red Carpet Wool & Natural Fiber Cleaner, 4 x 1 Gal., Case	
8.695-213.0	Red Carpet Liquid Defoamer, 4 x 1 Gal., Case	
8.695-214.0	Red Carpet Protector, 4 x 1 Gal., Case	
8.695-218.0	Red Carpet Enzyme Deodorizer, 4 x 1 Gal., Case	
8.695-219.0	Red Carpet Odor Neutralizer - Citrus Odor, 4 x 1 Gal., Case	
8.695-222.0	Red Carpet Pro Spotter, 12 x 1 Qt, Case	
8.695-030.0	Water-base Spot Remover - Pro Spotter, 12-1 pint bottles	
8.695-104.0	Citrus Gel, 12-1 pint bottles	
8.695-054.0	Oil Based Spot Remover-Power Solvent, 12-1 pint bottles	
8.695-106.0	Water-Soluble Solvent Spot Remover - Solvent, 12-1 pint bottles	
8.695-063.0	Iron-based Spot Remover - Rust Remover, 12-1 pint bottles	
8.695-060.0	Acid-based Spot Remover - Coffee & Tannin, 12-1 pint bottles	
8.695-047.0	Protein-based Spot Remover Protein Spotter, 12-1 pint bottles	
8.695-091.0	Red Rescue - Red Food Dye Remover, 6 kits	
8.628-441.0	2-Gallon Pump Sprayer with Wand	

KÄRCHER FLEET



Innovative asset management for your business.

Kärcher Fleet is an innovative professional fleet management system designed to give you complete oversight on your assets. This comprehensive solution was created in collaboration with the industry's leading contract cleaners to ensure that it meets the needs of professional cleaners. Kärcher Fleet provides task managers with frequently updated machine data, allowing them to maximize performance by allocating resources where needed. This helps to optimize processes, resulting in improved efficiency for a variety of cleaning tasks.

The future is connected

- All of our newly designed equipment comes from the factory with Kärcher Fleet standard
- Any battery powered machine can be retrofitted with Kärcher Fleet, including competitive machines.

Complete documentation

- Machine data is automatically saved for you to access as needed

SERVICES

Order No.	Description	List Price
7.000-269.0	Fleet Monthly Premium Subscription	Call for pricing

EQUIPMENT

Fleet is standard on the following equipment

Scrubbers

BR 45/22 C Bp (COMING SOON)
B 40 Bp
B 60 Bp
B 80 Bp
B 50/70 R Bp (COMING SOON)
B 150 R Bp
B 250 R

Visit our website: <https://www.kaercher.com/ca/services/professional-services/kaercher-fleet.html>

Please contact us for more information:

Kärcher Canada, Inc.

6535 Millcreek Drive, Unit 67
Mississauga, ON L5N 2M2, Canada

Tel. +1 888 705-9444
Fax +1 800 465-6013
Email orders_kci@karcherna.com

www.karcher.ca